

Trumpet in B^b

BandFolio

Band Method

Book 2

To the student:

Congratulations on completing beginning band! I am sure that you learned a great deal about music and your instrument. Now it is time to build on that knowledge, and take your musicianship to the next level. You will have many more performance opportunities, and you will find greater musical challenges in the year ahead.

The key to continued success in band is practice. Your band director will recommend how much time you should practice each day. Keep these tips in mind during each practice session:

- Warm up. your band director will recommend a procedure for preparing your body and your instrument to play.
- Set a goal for each practice session.
- Practice the hard sections first, and break them down into smaller parts. Then put the parts together.
- Play something fun at the end of each practice session.
- Practice every day.

Continue working with your band director and your classmates, and you will begin to see and hear big improvements in the quality of your band. Good luck, and have fun!



Jim Evans

bandfolio.com
























































Music Education Resources

© 2001 Jim Evans
BandFolio.com


















































Trumpet in B \flat

Reference Page

Relative Values of Notes and Rests in $\frac{4}{4}$ Meter Signature


<i>Notes</i>		<i>Rests</i>
	Whole	
1 e & a 2 e & a 3 e & a 4 e & a		1 e & a 2 e & a 3 e & a 4 e & a
 	Half	 
1 e & a 2 e & a 3 e & a 4 e & a		1 e & a 2 e & a 3 e & a 4 e & a
   	Quarter	   
1 e & a 2 e & a 3 e & a 4 e & a		1 e & a 2 e & a 3 e & a 4 e & a
       	Eighth	       
1 e & a 2 e & a 3 e & a 4 e & a		1 e & a 2 e & a 3 e & a 4 e & a
           	Sixteenth	            
1 e & a 2 e & a 3 e & a 4 e & a		1 e & a 2 e & a 3 e & a 4 e & a

Relative Values of Notes and Rests in $\frac{6}{8}$ Meter Signature

<i>Notes</i>		<i>Rests</i>
	Dotted Half	
1 & 2 & 3 & 4 & 5 & 6 &		1 & 2 & 3 & 4 & 5 & 6 &
 	Dotted Quarter	 
1 & 2 & 3 & 4 & 5 & 6 &		1 & 2 & 3 & 4 & 5 & 6 &
  	Quarter	  
1 & 2 & 3 & 4 & 5 & 6 &		1 & 2 & 3 & 4 & 5 & 6 &
      	Eighth	     
1 & 2 & 3 & 4 & 5 & 6 &		1 & 2 & 3 & 4 & 5 & 6 &
           	Sixteenth	           
1 & 2 & 3 & 4 & 5 & 6 &		1 & 2 & 3 & 4 & 5 & 6 &

Trumpet (Cornet)

Fingering Chart



F#	Gb	G	G#	Ab	A	A#	Bb	B
1 2 3		1 3	2 3		1 2		1	2

C	C#	Db	D	D#	Eb	E	F
0	1 2 3		1 3	2 3		1 2	1

F#	Gb	G	G#	Ab	A	A#	Bb	B
2		0	2 3		1 2		1	2

C	C#	Db	D	D#	Eb	E	F
0	1 2		1	2		0	1

F#	Gb	G	G#	Ab	A	A#	Bb	B	C
2		0	2 3		1 2		1	2	0

Trumpet in B \flat


1. B Flat Concert Scale




2. B Flat Concert in Thirds



3. B Flat Concert Scale Study



4. Chromatic Scale and Lip Slurs



5. Chromatic Scale in Contrary Motion



Trumpet in B \flat


Interval

The distance between two notes on a staff.

You can figure out an interval by counting the lines and spaces from the first note to the second note.

Be sure to count from the location of the first note.

6. Perfect Authentic Cadence in B Flat Concert



7. G Minor Concert Scale (Harmonic)


**check fingering chart*



Note:

G Minor is the *relative* minor of B \flat Major. They share the same key signature.


8. Perfect Authentic Cadence in G Minor Concert



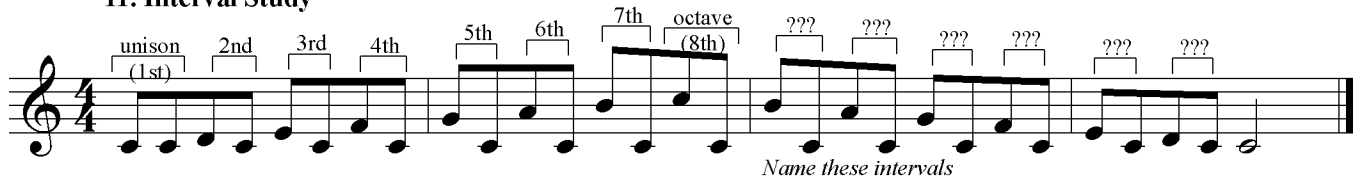
9. Expanding Interval Slurs



10. Arpeggios (I-IV-V-I)



11. Interval Study




Trumpet in B \flat

12. E Flat Concert Scale




13. E Flat Concert in Thirds



14. E Flat Concert Scale Study



15. Chromatic Scale and Lip Slurs

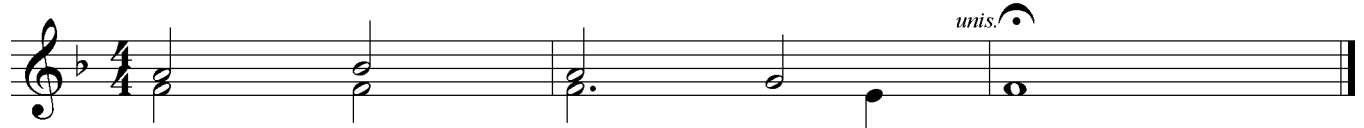


16. Chromatic Scale in Contrary Motion



Trumpet in B♭

17. Perfect Authentic Cadence in E Flat Concert



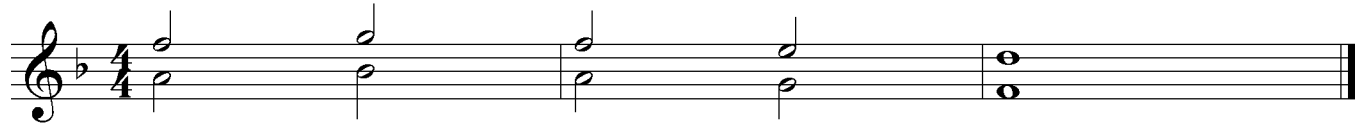
18. C Minor Concert Scale (Harmonic) **check fingering chart*



Note:

C Minor is the *relative* minor of E \flat Major. They share the same key signature.

19. Perfect Authentic Cadence in C Minor Concert




20. Contracting Interval Slurs



21. Arpeggios (I-IV-V-I)



22. Interval Study



Start slowly, then speed it up

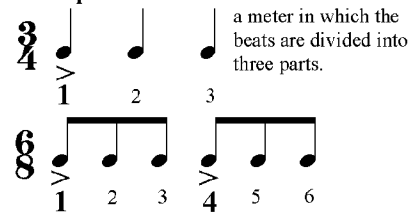
Trumpet in B \flat

Key Signature
F Concert
Your Key of G



Review

Compound Meter



23. F Concert Scale




24. F Concert in Thirds



25. F Concert Scale Study



26. Chromatic Scale and Lip Slurs




27. Chromatic Scale in Contrary Motion



Trumpet in B \flat

28. Perfect Authentic Cadence in F Concert



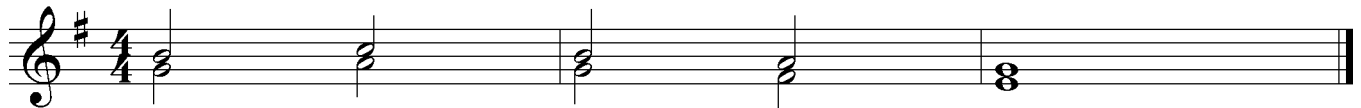
29. D Minor Concert Scale (Harmonic) *check fingering chart



Note:

D Minor is the *relative* minor of F Major. They share the same key signature.


30. Perfect Authentic Cadence in D Minor Concert



31. Expanding & Contracting Interval Slurs



32. Arpeggios (I-iv-ii7-V7-I)



33. Interval Study




Simile:
In a similar style

Trumpet in B \flat

34. Rhythm Study



35. Syncopation Study



36. Articulation Study



37. Another Articulation Study



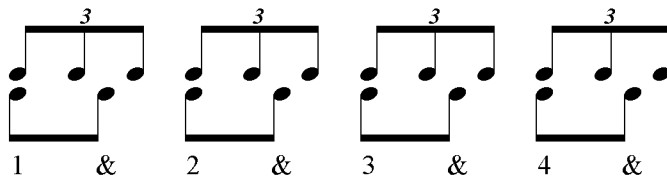


Triplets

A temporary division of the beat into three parts.

1 trip - let 2 trip - let 3 trip - let 4 trip - let

Trumpet in B \flat



38. Compound Meter



39. More Compound Meter




40. A New Meter Signature



41. Triplets



42. Triplet Mix



43. Notes and Rests



Key Signature
A \flat Concert
Your Key of B \flat




Trumpet in B \flat

44. A flat Concert Scale




45. A flat Concert in Thirds



46. A flat Concert Scale Study



47. Chromatic Scale and Lip Slurs




48. Chromatic Scale in Contrary Motion



Trumpet in B \flat

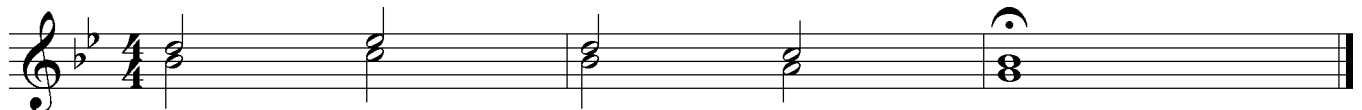
49. Perfect Authentic Cadence in A \flat Concert



50. F Minor Concert Scale (Harmonic)



51. Perfect Authentic Cadence in F Minor Concert



Note:

F Minor is the *relative* minor of A \flat Major. They share the same key signature.

52. Expanding & Contracting Interval Slurs



53. Arpeggios



Can you identify the function of these arpeggios?

Trumpet in B \flat

Quarter Note Triplets



Three notes of equal duration performed over two beats.



Swing



To delay the "and" of a beat. The first eighth note receives 2/3 of a beat, and the second receives the last 1/3 of the beat.



54. Rhythm Study



55. Triplet Mix



Remember: two eighth notes equal a quarter note!

56. Rhythm Study



The grouping of the eighth notes implies an accent on the first note of each group.

57. Take Five

Swing

Clark (adapted)



58. American Patrol

Swing

Meacham (adapted)



Trumpet in B \flat

Key Signature
C Concert
Your Key of D



59. C Concert Scale



60. C Concert in Thirds

Swing




61. C Concert Scale Study

Swing



62. Chromatic Scale in Contrary Motion




63. Rhythm Study



Trumpet in B \flat

64. Perfect Authentic Cadence in C Concert



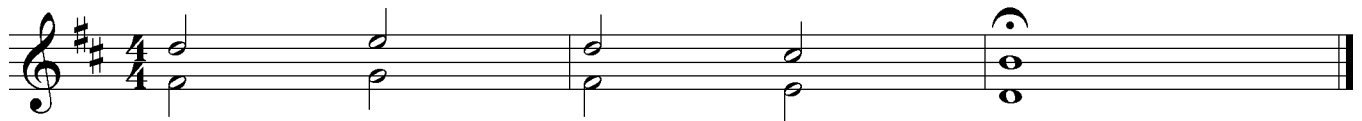
65. A Minor Concert Scale (Harmonic)



Note:

A Minor is the *relative* minor of C Major. They share the same key signature.

66. Perfect Authentic Cadence in A Minor Concert



67. Expanding & Contracting Interval Slurs



68. Arpeggios

Swing



Can you identify the function of these arpeggios?

Trumpet in B \flat

69. Rhythm Study Allegro



70. Articulation Study Moderato



71. Theme from "Peer Gynt"


Grieg (adapted)

Moderato



72. Body Percussion

Clap!



73. Accidental Study




Trumpet in B \flat

Note:

This page is missing its key signatures. Try to determine what key these pieces are in by experimenting. When you discover what key the piece is in, write in the key signature.

74. Ode to Joy

Allegro




75. Yankee Doodle

Allegro



76. Can-Can



77. Lullaby

Moderato



78. America



Note:

This page is missing its meter signatures. Try to determine what meter these pieces are in.

When you discover what meter the piece is, write in the meter signature.

Trumpet in B \flat


79. Space Theme

Allegro



80. Favorite Things

Moderato



81. Everything's Alright

Vivace



82. More Can-Can

Vivace



83. Scarborough Fair

Allegro



Trumpet in B \flat

John Phillip Sousa
(adapted)

84. Stars & Stripes Forever

The musical score is written for a Trumpet in B \flat and consists of 32 measures. The key signature has two flats (B \flat and E \flat), and the time signature is common time (C). The score is divided into seven lines of music, each containing five measures. Measure numbers 1 through 32 are placed above the first note of each measure. The music begins with a forte (*f*) dynamic marking. The melody features various note values including quarter, eighth, and half notes, as well as rests. There are several slurs indicating phrasing, and a final double bar line at the end of measure 32.

Trumpet in B \flat

12 Major Scales and Arpeggios

Concert Key

The image displays twelve musical staves, each representing a major scale and its corresponding arpeggio for the Trumpet in B \flat . The scales are arranged in a single column, starting with C major at the top and ending with G major at the bottom. Each staff begins with a large letter indicating the key: C, F, B \flat , E \flat , A \flat , D \flat , G \flat , B, E, A, D, and G. The key signature is indicated by sharps or flats at the beginning of each staff. The time signature is common time (C). Each staff contains two measures of the scale (ascending and descending) and two measures of the arpeggio (ascending and descending). The notes are written in a clear, legible font, and the staves are separated by small gaps.

Trumpet in B \flat

12 Harmonic Minor Scales and Arpeggios

Concert Key

Sheet music for Trumpet in B \flat showing 12 Harmonic Minor Scales and Arpeggios. The scales are written in treble clef, common time (C), and are labeled with their respective concert keys: a, d, g, c, f, b \flat , e \flat , g \sharp , c \sharp , f \sharp , b, and e. Each scale is presented in four measures, with the first measure showing the ascending scale and the subsequent measures showing the descending scale and arpeggios. The scales are written in the key of B \flat for the instrument.

Trumpet in B \flat

Rhythm Challenge

Go as far as you can without stopping, then work on problem rhythms.

1 2 3 4

5 6 7 8

9 10 11 12

13 14 15 16

17 18 19 20

21 22 23 24

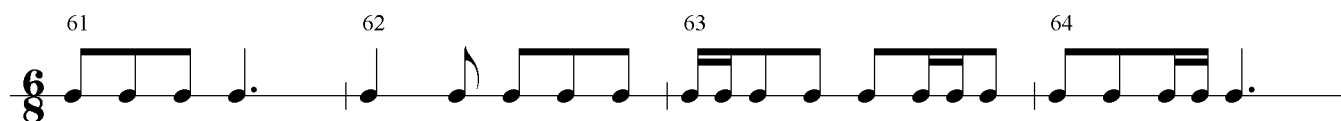
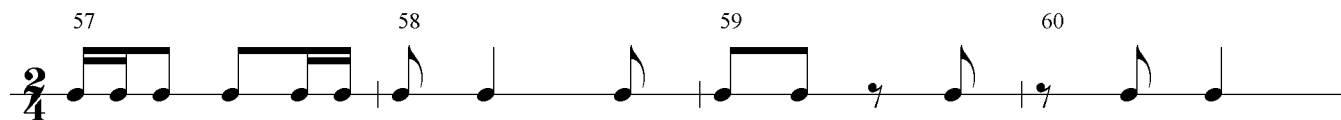
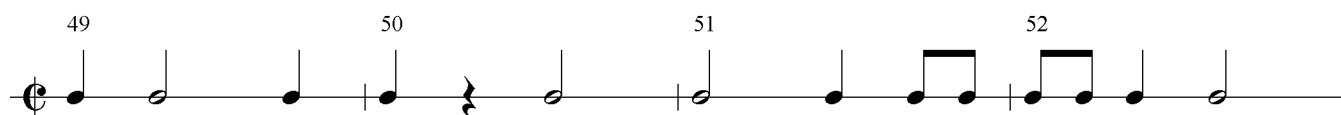
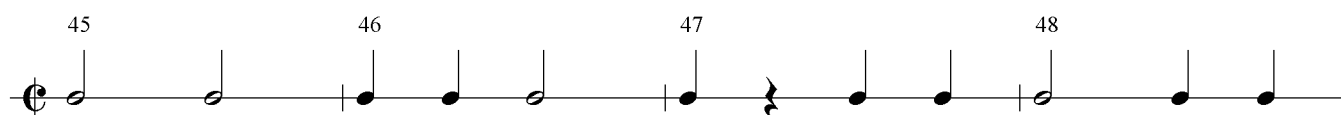
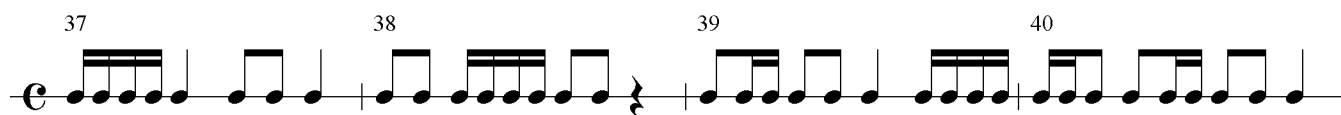
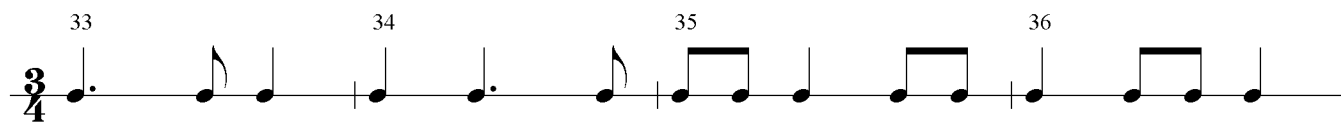
25 26 27 28

29 30 31 32

The image displays 32 numbered musical staves for a Trumpet in B \flat Rhythm Challenge. Each staff contains a sequence of rhythmic notation in common time (C). The notation includes quarter notes, eighth notes, sixteenth notes, and rests. The challenge progresses from simple patterns to more complex ones, including triplets and syncopated rhythms. The final staff (32) changes to 3/4 time signature.

Trumpet in B \flat

Rhythm Challenge



Trumpet in B \flat

Rhythm Challenge

65 66 67 68

69 70 71 72

73 74 75 76

77 78 79 80

81 82 83 84

85 86 87 88

89 90 91 92

93 94 95 96