

Percussion

BandFolio

Band Method

Book 2

To the student:

Congratulations on completing beginning band! I am sure that you learned a great deal about music and your instrument. Now it is time to build on that knowledge, and take your musicianship to the next level. You will have many more performance opportunities, and you will find greater musical challenges in the year ahead.

The key to continued success in band is practice. Your band director will recommend how much time you should practice each day. Keep these tips in mind during each practice session:

- Warm up. your band director will recommend a procedure for preparing your body and your instrument to play.
- Set a goal for each practice session.
- Practice the hard sections first, and break them down into smaller parts. Then put the parts together.
- Play something fun at the end of each practice session.
- Practice every day.

Continue working with your band director and your classmates, and you will begin to see and hear big improvements in the quality of your band. Good luck, and have fun!



Jim Evans

bandfolio.com








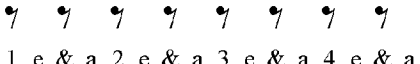

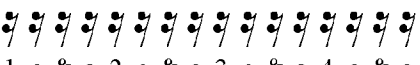
Music Education Resources

© 2001 Jim Evans
BandFolio.com








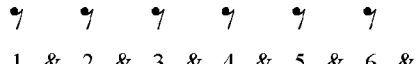

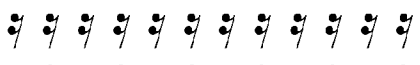
Reference Page

Percussion

Relative Values of Notes and Rests in $\frac{4}{4}$ Meter Signature

<i>Notes</i>		<i>Rests</i>
 1 e & a 2 e & a 3 e & a 4 e & a	Whole	 1 e & a 2 e & a 3 e & a 4 e & a
 1 e & a 2 e & a 3 e & a 4 e & a	Half	 1 e & a 2 e & a 3 e & a 4 e & a
 1 e & a 2 e & a 3 e & a 4 e & a	Quarter	 1 e & a 2 e & a 3 e & a 4 e & a
 1 e & a 2 e & a 3 e & a 4 e & a	Eighth	 1 e & a 2 e & a 3 e & a 4 e & a
 1 e & a 2 e & a 3 e & a 4 e & a	Sixteenth	 1 e & a 2 e & a 3 e & a 4 e & a

Relative Values of Notes and Rests in $\frac{6}{8}$ Meter Signature

<i>Notes</i>		<i>Rests</i>
 1 & 2 & 3 & 4 & 5 & 6 &	Dotted Half	 1 & 2 & 3 & 4 & 5 & 6 &
 1 & 2 & 3 & 4 & 5 & 6 &	Dotted Quarter	 1 & 2 & 3 & 4 & 5 & 6 &
 1 & 2 & 3 & 4 & 5 & 6 &	Quarter	 1 & 2 & 3 & 4 & 5 & 6 &
 1 & 2 & 3 & 4 & 5 & 6 &	Eighth	 1 & 2 & 3 & 4 & 5 & 6 &
 1 & 2 & 3 & 4 & 5 & 6 &	Sixteenth	 1 & 2 & 3 & 4 & 5 & 6 &

Percussion

Rudiment Chart

Rudiments should be practiced at a slow tempo, then more quickly as you master the sticking.

Double Stroke Roll

R R L L R R L L R R L L R R L L R R L L R R L L R R L L R R L L R R L L

accel.

17 Stroke Roll

RRLRLRLRLRLRLRL R

9 Stroke Roll

RRLRLRL R

5 Stroke Roll

RRL R

To play a *flam*, bring one stick down just ahead of the other, with the second landing on the beat.

Flam

LR RL LR RL

Flam Tap

L R R R L L L R R R L L

Flamacue

L R L R L L R

Single Paradiddle

R L R R L R L L

Double Paradiddle

R L R L R R L R L R L L

Flam Paradiddle

L R L R R L R L L

Drag

L L R R R L

Drag Tap

L L R L R R L R

Single Dragadiddle

R R L R R L L R L L

Percussion

1. B Flat Concert Scale

Single Paradiddle
RL RRL RLL

Long Roll

2. B Flat Concert in Thirds

Nine Stroke Roll
RLLRLLR LLRLLRRL

3. B Flat Concert Scale Study

Five Stroke Roll
RRL R LLR L

4. Chromatic Scale and Lip Slurs

Flam Accent
L R L R R L R L

5. Chromatic Scale in Contrary Motion

Drag *Flam Paradiddle*
LLR RRL LR L R R RL R L L

Percussion

Interval

The distance between two notes on a staff.
You can figure out an interval by counting the lines and spaces from the first note to the second note.
Be sure to count from the location of the first note.

6. Perfect Authentic Cadence in B Flat Concert

Double Paradiddle

R L R L R R L R L R L L

7. G Minor Concert Scale (Harmonic)

Seventeen Stroke Roll

R L L R R L L R R L L R R L

L L R R L L R R L L R R L L R R

Note:

G Minor is the *relative* minor of B Major. They share the same key signature.

8. Perfect Authentic Cadence in G Minor Concert

Triple Paradiddle

R L R L R L R R L R L R L R L L

9. Expanding Interval Slurs

Flamacue

L R L R L L R R L R L R R L

10. Arpeggios (I-IV-V-I)

Flam Accent

11. Interval Study

Single Drag Tap

L L R R R R L

Percussion

12. E Flat Concert Scale

RLRRLRL L

13. E Flat Concert in Thirds

RLLRLLR LLRLLRRL

14. E Flat Concert Scale Study

RLL R LLR L

15. Chromatic Scale and Lip Slurs

L RLRR LRL

16. Chromatic Scale in Contrary Motion

R L RLLR L RLL

Percussion

17. Perfect Authentic Cadence in E Flat Concert

Single Paradiddle-Diddle

R L R R L L R L R R L L L R L L R R L R L L R R

18. C Minor Concert Scale (Harmonic)

Note:
C Minor is the *relative* minor of E \flat Major. They share the same key signature.

19. Perfect Authentic Cadence in C Minor Concert

20. Contracting Interval Slurs

L R L R L L R R L R L R R L

21. Arpeggios (I-IV-V-I)

22. Interval Study

Start slowly, then speed it up

Percussion

Review

Compound Meter

a meter in which the beats are divided into three parts.

3/4 1 2 3

6/8 1 2 3 4 5 6

23. F Concert Scale

24. F Concert in Thirds

25. F Concert Scale Study

Flam Drag
L R L L R R L R R L

26. Chromatic Scale and Lip Slurs

27. Chromatic Scale in Contrary Motion

Percussion

28. Perfect Authentic Cadence in F Concert

29. D Minor Concert Scale (Harmonic)

Note:

D Minor is the *relative* minor of F Major. They share the same key signature.

30. Perfect Authentic Cadence in D Minor Concert

31. Expanding & Contracting Interval Slurs

32. Arpeggios (I-iv-ii7-V7-I)

33. Interval Study

Simile:
In a similar style

Percussion

34. Rhythm Study

Play on rim simile

Musical notation for Rhythm Study 34, 4/4 time. The piece consists of a single staff with a key signature of one flat (Bb). The notation features a series of eighth and sixteenth notes, some marked with 'x' to indicate rim play. The rhythm is characterized by a steady eighth-note pulse with occasional sixteenth-note patterns and rests.

35. Syncopation Study

Musical notation for Syncopation Study 35, 4/4 time. The first line shows a single staff with a key signature of one flat (Bb). The notation features a series of eighth and sixteenth notes, some marked with 'x' to indicate rim play. The rhythm is characterized by a steady eighth-note pulse with occasional sixteenth-note patterns and rests.

Musical notation for Syncopation Study 35, 4/4 time. The second line continues the notation from the first line, featuring a series of eighth and sixteenth notes, some marked with 'x' to indicate rim play. The rhythm is characterized by a steady eighth-note pulse with occasional sixteenth-note patterns and rests.

36. Articulation Study

Musical notation for Articulation Study 36, 4/4 time. The piece consists of a single staff with a key signature of one flat (Bb). The notation features a series of eighth and sixteenth notes, some marked with 'x' to indicate rim play. The rhythm is characterized by a steady eighth-note pulse with occasional sixteenth-note patterns and rests.

37. Another Articulation Study

Musical notation for Another Articulation Study 37, 4/4 time. The first line shows a single staff with a key signature of one flat (Bb). The notation features a series of eighth and sixteenth notes, some marked with 'x' to indicate rim play. The rhythm is characterized by a steady eighth-note pulse with occasional sixteenth-note patterns and rests.

Musical notation for Another Articulation Study 37, 4/4 time. The second line continues the notation from the first line, featuring a series of eighth and sixteenth notes, some marked with 'x' to indicate rim play. The rhythm is characterized by a steady eighth-note pulse with occasional sixteenth-note patterns and rests.

Percussion

3

Triplets
A temporary division of the beat into three parts.

1 trip - let 2 trip - let 3 trip - let 4 trip - let

38. Compound Meter

39. More Compound Meter

40. A New Meter Signature

41. Triplets

42. Triplet Mix

43. Notes and Rests

(See Mallets Book)

Key Signature

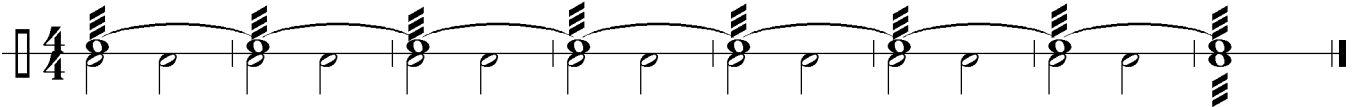
A \flat Concert

Your Key of A \flat

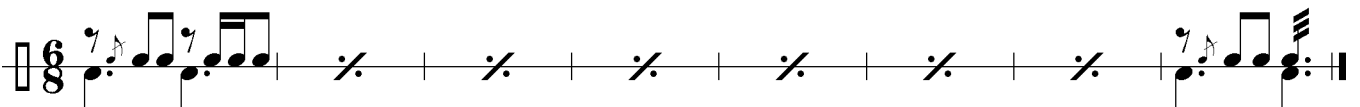


Percussion

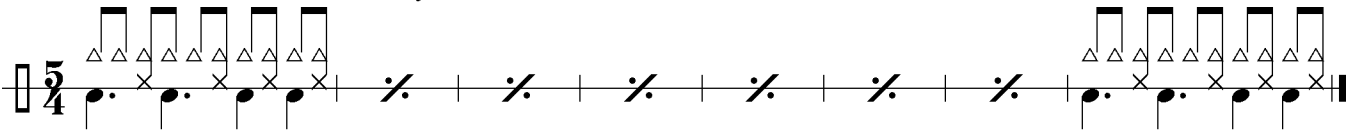
44. A flat Concert Scale



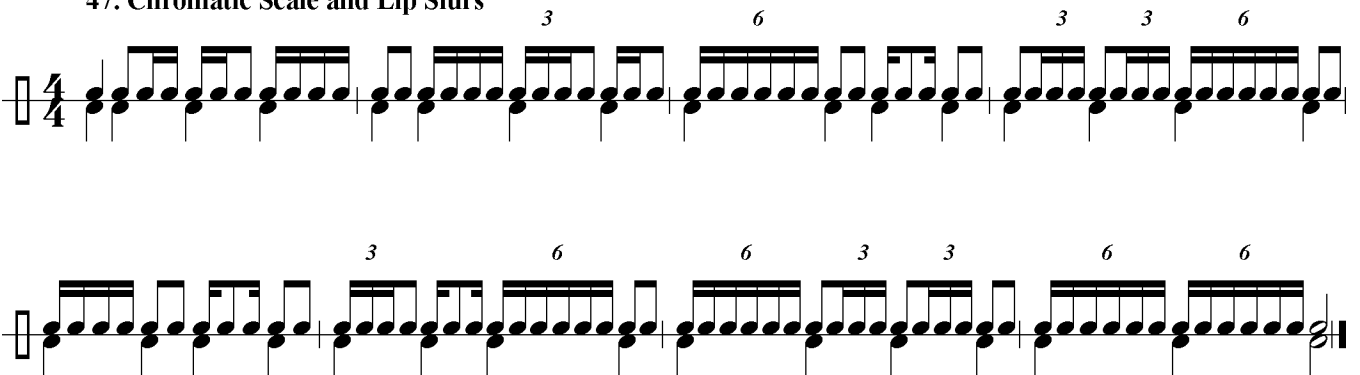
45. A flat Concert in Thirds




46. A flat Concert Scale Study



47. Chromatic Scale and Lip Slurs



48. Chromatic Scale in Contrary Motion



Percussion

49. Perfect Authentic Cadence in A flat Concert

Mallets

50. F Minor Concert Scale (Harmonic)

51. Perfect Authentic Cadence in F Minor Concert

Mallets

Note:

F Minor is the *relative* minor of A \flat Major. They share the same key signature.

52. Expanding & Contracting Interval Slurs

53. Arpeggios

Percussion

Quarter Note Triplets

Three notes of equal duration performed over two beats.

Swing

To delay the "and" of a beat. The first eighth note receives 2/3 of a beat, and the second receives the last 1/3 of the beat.

54. Rhythm Study

55. Triplet Mix

Remember: two eighth notes equal a quarter note!

56. Rhythm Study

The grouping of the eighth notes implies an accent on the first note of each group.

57. Take Five

Swing

Clark (adapted)


58. American Patrol

Swing

Meacham (adapted)

Percussion

Key Signature
C Concert
Your Key of C



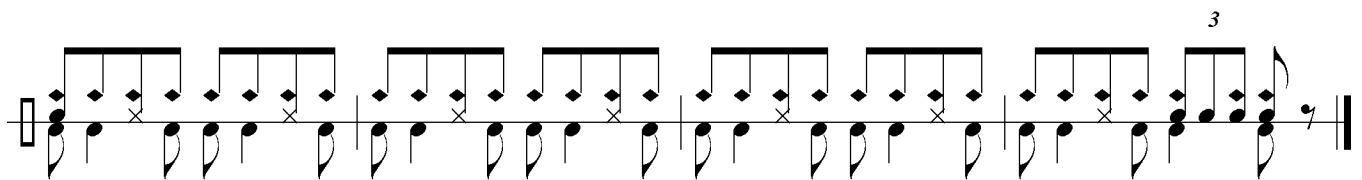
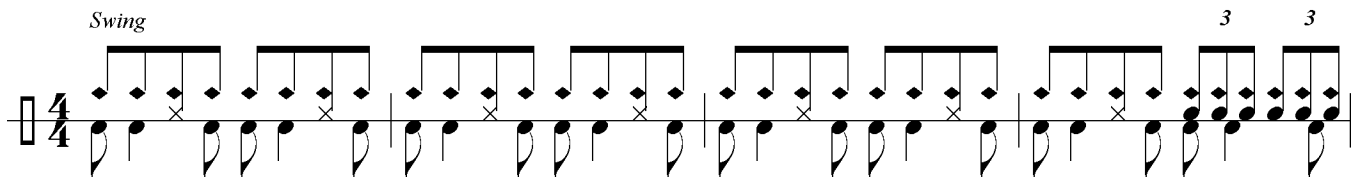
59. C Concert Scale

Mallets



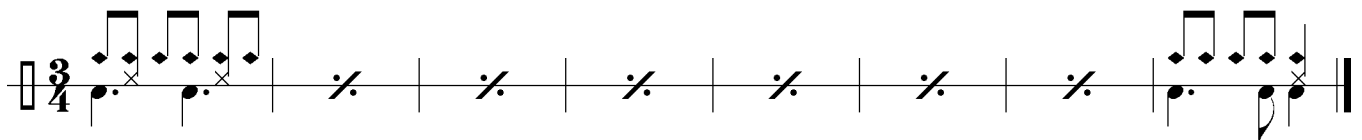
60. C Concert in Thirds

Swing

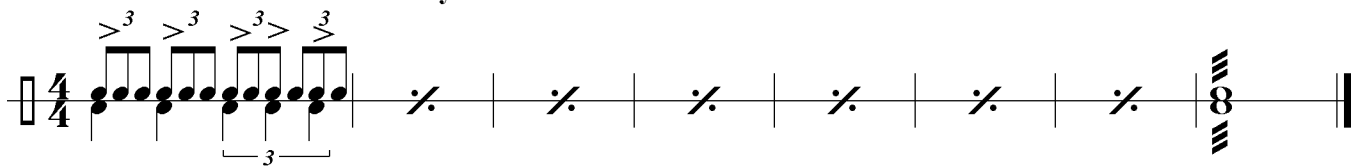


61. C Concert Scale Study


Swing



62. Chromatic Scale in Contrary Motion



63. Rhythm Study



Percussion

64. Perfect Authentic Cadence in C Concert

Mallets

65. A Minor Concert Scale (Harmonic)

Note:

A Minor is the *relative* minor of C Major. They share the same key signature.

66. Perfect Authentic Cadence in A Minor Concert

Mallets

67. Expanding & Contracting Interval Slurs

68. Arpeggios

Swing

Can you identify the function of these arpeggios?

Percussion

69. Rhythm Study

Allegro

Musical notation for exercise 69: Rhythm Study, Allegro, 4/4 time, starting with a forte (*f*) dynamic. The piece consists of a single melodic line with eighth and sixteenth notes.

70. Articulation Study

Moderato

Musical notation for exercise 70: Articulation Study, Moderato, 6/8 time, starting with a mezzo-piano (*mp*) dynamic. The piece features a steady eighth-note pattern with various articulation marks.

71. Theme from "Peer Gynt"

Moderato

Grieg (adapted)

Musical notation for exercise 71: Theme from "Peer Gynt", Moderato, 4/4 time, featuring a triangle and mezzo-piano (*mp*) dynamic. The notation uses triangle symbols to indicate the instrument and includes rests.

72. Body Percussion

Clap!

Musical notation for exercise 72: Body Percussion, 4/4 time, featuring a forte (*f*) dynamic and a stomp. The notation uses 'x' marks for claps and a 'z' mark for a stomp.

73. Accidental Study

Crash

Musical notation for exercise 73: Accidental Study, 4/4 time, featuring a crash. The notation includes various rhythmic patterns and a crash symbol at the end.

Percussion

74. Ode to Joy Allegro

Musical notation for 'Ode to Joy' in 4/4 time, marked *mf*. The piece consists of a series of chords and eighth-note patterns.

75. Yankee Doodle Allegro

Musical notation for 'Yankee Doodle' in 2/4 time, marked *f*. The piece features a rhythmic pattern of eighth notes and quarter notes.

76. Can-Can

Musical notation for 'Can-Can' in 4/4 time, marked *f*. The piece features a rhythmic pattern of eighth notes and quarter notes.

77. Lullaby

Tacet

Musical notation for 'Lullaby' in 3/4 time, marked *Tacet*. The notation shows a rest for 8 measures.

78. America

Musical notation for 'America' in 4/4 time, marked *f*. The piece features a rhythmic pattern of eighth notes and quarter notes.

Note:

This page is missing its meter signatures. Try to determine what meter these pieces are in.

When you discover what meter the piece is, write in the meter signature.

Percussion

79. Space Theme

Allegro

Musical notation for 'Space Theme' featuring a series of triplets. The piece is marked *f* (forte).

80. Favorite Things

Moderato

Musical notation for 'Favorite Things' featuring eighth notes and sixteenth notes. The piece is marked *mp* (mezzo-piano).

Continuation of the musical notation for 'Favorite Things'.

81. Everything's Alright

Vivace

Musical notation for 'Everything's Alright' featuring eighth notes and quarter notes. The piece is marked *f* (forte).

82. More Can-Can

Vivace

Musical notation for 'More Can-Can' featuring eighth notes and quarter notes. The piece is marked *f* (forte).

83. Scarborough Fair

Allegro

Musical notation for 'Scarborough Fair' featuring sixteenth notes and eighth notes. The piece is marked *mp* (mezzo-piano).

Continuation of the musical notation for 'Scarborough Fair'.

Percussion

84. Stars & Stripes Forever

John Phillip Sousa
(adapted)

1 *f* 2 3

4 5 6 7

8 9 10 11

12 13 14 15

16 17 18 19

20 21 22 23

24 25 26 27

28 29 30 31 32 >

Percussion

12 Major Scales and Arpeggios

Concert Key

The image displays 12 musical staves, each representing a major scale and its corresponding arpeggio in a specific concert key. The keys are: C, F, Bb, Eb, Ab, Db, Gb, B, E, A, D, and G. Each staff begins with a treble clef and a common time signature (C). The scales are written as ascending and descending eighth-note lines, while the arpeggios are shown as chords of eighth notes. The notation is clean and professional, suitable for a music method book.

Percussion

12 Harmonic Minor Scales and Arpeggios

Concert Key

The image displays 12 musical staves, each representing a different concert key. Each staff begins with a treble clef and a common time signature (C). The keys are: a (A major), d (D major), g (G major), c (C major), f (F major), b♭ (B-flat major), e♭ (E-flat major), g♯ (G-sharp major), c♯ (C-sharp major), f♯ (F-sharp major), b (B major), and e (E major). Each staff contains a sequence of notes and rests, including eighth and sixteenth notes, and rests, representing the scale and arpeggio patterns for that key. The notation includes accidentals (sharps, flats, naturals) and double bar lines at the end of each staff.

Percussion

Rhythm Challenge

Go as far as you can without stopping, then work on problem rhythms.

1 2 3 4

5 6 7 8

9 10 11 12

13 14 15 16

17 18 19 20

21 22 23 24

25 26 27 28

29 30 31 32

Percussion

Rhythm Challenge

33 34 35 36

3/4

37 38 39 40

C

41 42 43 44

C

45 46 47 48

C

49 50 51 52

C

53 54 55 56

2/4

57 58 59 60

2/4

61 62 63 64

6/8

Percussion

Rhythm Challenge

65 66 67 68

69 70 71 72

73 74 75 76

77 78 79 80

81 82 83 84

85 86 87 88

89 90 91 92

93 94 95 96