

## Mallet Percussion

# BandFolio

## Band Method

### Book 2

To the student:

Congratulations on completing beginning band! I am sure that you learned a great deal about music and your instrument. Now it is time to build on that knowledge, and take your musicianship to the next level. You will have many more performance opportunities, and you will find greater musical challenges in the year ahead.

The key to continued success in band is practice. Your band director will recommend how much time you should practice each day. Keep these tips in mind during each practice session:

- Warm up. your band director will recommend a procedure for preparing your body and your instrument to play.
- Set a goal for each practice session.
- Practice the hard sections first, and break them down into smaller parts. Then put the parts together.
- Play something fun at the end of each practice session.
- Practice every day.

Continue working with your band director and your classmates, and you will begin to see and hear big improvements in the quality of your band. Good luck, and have fun!



Jim Evans

**bandfolio.com**











Music Education Resources

© 2001 Jim Evans  
BandFolio.com








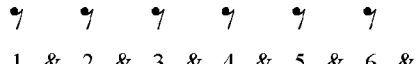

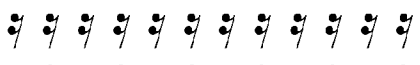
# Reference Page

## Mallets

### Relative Values of Notes and Rests in $\frac{4}{4}$ Meter Signature

<i>Notes</i>		<i>Rests</i>
 1 e & a 2 e & a 3 e & a 4 e & a	<b>Whole</b>	 1 e & a 2 e & a 3 e & a 4 e & a
 1 e & a 2 e & a 3 e & a 4 e & a	<b>Half</b>	 1 e & a 2 e & a 3 e & a 4 e & a
 1 e & a 2 e & a 3 e & a 4 e & a	<b>Quarter</b>	 1 e & a 2 e & a 3 e & a 4 e & a
 1 e & a 2 e & a 3 e & a 4 e & a	<b>Eighth</b>	 1 e & a 2 e & a 3 e & a 4 e & a
 1 e & a 2 e & a 3 e & a 4 e & a	<b>Sixteenth</b>	 1 e & a 2 e & a 3 e & a 4 e & a

### Relative Values of Notes and Rests in $\frac{6}{8}$ Meter Signature

<i>Notes</i>		<i>Rests</i>
 1 & 2 & 3 & 4 & 5 & 6 &	<b>Dotted Half</b>	 1 & 2 & 3 & 4 & 5 & 6 &
 1 & 2 & 3 & 4 & 5 & 6 &	<b>Dotted Quarter</b>	 1 & 2 & 3 & 4 & 5 & 6 &
 1 & 2 & 3 & 4 & 5 & 6 &	<b>Quarter</b>	 1 & 2 & 3 & 4 & 5 & 6 &
 1 & 2 & 3 & 4 & 5 & 6 &	<b>Eighth</b>	 1 & 2 & 3 & 4 & 5 & 6 &
 1 & 2 & 3 & 4 & 5 & 6 &	<b>Sixteenth</b>	 1 & 2 & 3 & 4 & 5 & 6 &

# Mallet Percussion

## Rudiment Chart

Rudiments should be practiced at a slow tempo, then more quickly as you master the sticking.

### Double Stroke Roll

R R L L R R L L R R L L R R L L R R L L R R L L R R L L R R L L R R L L R R L L

*accel.*

### 17 Stroke Roll

RRLRLRLRLRLRLRL R

### 9 Stroke Roll

RRLRLRL R

### 5 Stroke Roll

RRL R

To play a *flam*, bring one stick down just ahead of the other, with the second landing on the beat.

### Flam

LR RL LR RL

### Flam Tap

L R R R L L L R R R L L

### Flamacue

L R L R L L R

### Single Paradiddle

R L R R L R L L

### Double Paradiddle

R L R L R R L R L R L L

### Flam Paradiddle

L R L R R R L R L L

### Drag

L L R R R L

### Drag Tap

L L R L R R L R

### Single Dragadiddle

R R L R R L L R L L

# Mallets

## 1. B Flat Concert Scale



## 2. B Flat Concert in Thirds



## 3. B Flat Concert Scale Study



## 4. Chromatic Scale and Lip Slurs



## 5. Chromatic Scale in Contrary Motion



# Mallets

## Interval

The distance between two notes on a staff.  
You can figure out an interval by counting the lines and spaces from the first note to the second note.  
Be sure to count from the location of the first note.

### 6. Perfect Authentic Cadence in B Flat Concert

### 7. G Minor Concert Scale (Harmonic) F#

Note:

G Minor is the *relative* minor of Bb Major. They share the same key signature.

### 8. Perfect Authentic Cadence in G Minor Concert

### 9. Expanding Interval Slurs

### 10. Arpeggios (I-IV-V-I)

I (Tonic)      IV (Subdominant)      V (Dominant)      I (Tonic)

### 11. Interval Study

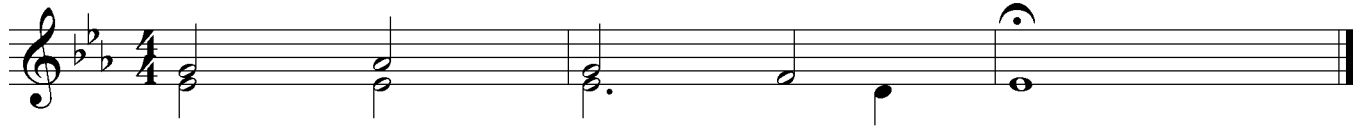
unison (1st) 2nd 3rd 4th 5th 6th 7th octave (8th) ??? ??? ??? ??? ??? ???

Name these intervals



# Mallets

## 17. Perfect Authentic Cadence in E Flat Concert



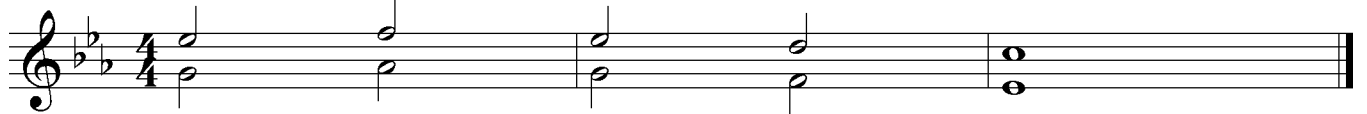
## 18. C Minor Concert Scale (Harmonic)B



Note:

C Minor is the *relative* minor of Eb Major. They share the same key signature.


## 19. Perfect Authentic Cadence in C Minor Concert




## 20. Contracting Interval Slurs



## 21. Arpeggios (I-IV-V-I)



## 22. Interval Study



Mallets

Key Signature  
F Concert  
Your Key of F



### Review

#### Compound Meter

3/4 a meter in which the beats are divided into three parts.

6/8 a meter in which the beats are divided into three parts.

### 23. F Concert Scale

### 24. F Concert in Thirds

### 25. F Concert Scale Study

### 26. Chromatic Scale and Lip Slurs

### 27. Chromatic Scale in Contrary Motion



# Mallets

## 28. Perfect Authentic Cadence in F Concert

## 29. D Minor Concert Scale (Harmonic) C#

Note:

D Minor is the *relative* minor of F Major. They share the same key signature.

## 30. Perfect Authentic Cadence in D Minor Concert

## 31. Expanding & Contracting Interval Slurs

## 32. Arpeggios (I-iv-ii7-V7-I)

I (Tonic)    vi (Mediant)    ii7 (Supertonic 7)    V7 (Dominant 7)    I (Tonic)

## 33. Interval Study

*Simile:*  
In a similar style

## Mallets

### 34. Rhythm Study



### 35. Syncopation Study



### 36. Articulation Study



### 37. Another Articulation Study

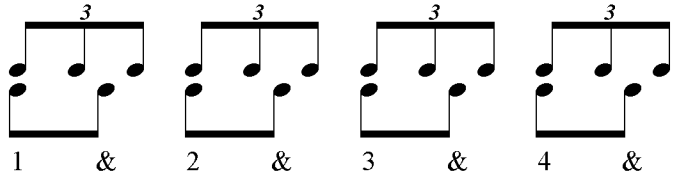


Mallets



**Triplets**  
A temporary division of the beat into three parts.

1 trip - let 2 trip - let 3 trip - let 4 trip - let



**38. Compound Meter**




**39. More Compound Meter**



**40. A New Meter Signature**



**41. Triplets**



**42. Triplet Mix**



**43. Notes and Rests**



Key Signature  
A $\flat$  Concert  
Your Key of A $\flat$



## Mallets

### 44. A flat Concert Scale




### 45. A flat Concert in Thirds




### 46. A flat Concert Scale Study



### 47. Chromatic Scale and Lip Slurs



### 48. Chromatic Scale in Contrary Motion



# Mallets

## 49. Perfect Authentic Cadence in A flat Concert

## 50. F Minor Concert Scale (Harmonic)

Note:

F Minor is the *relative* minor of A $\flat$  Major. They share the same key signature.

## 51. Perfect Authentic Cadence in F Minor Concert


## 52. Expanding & Contracting Interval Slurs

## 53. Arpeggios


*Can you identify the function of these arpeggios?*

# Mallets

## Quarter Note Triplets




Three notes of equal duration performed over two beats.




1 2

## Swing

To delay the "and" of a beat. The first eighth note receives 2/3 of a beat, and the second receives the last 1/3 of the beat.




### 54. Rhythm Study



Musical notation for 54. Rhythm Study, featuring quarter note triplets in 4/4 time.

### 55. Triplet Mix



Musical notation for 55. Triplet Mix, featuring a mix of eighth and quarter note triplets in 4/4 time.

Remember: two eighth notes equal a quarter note!

### 56. Rhythm Study



Musical notation for 56. Rhythm Study, featuring eighth notes in 7/4 time.

The grouping of the eighth notes implies an accent on the first note of each group.

### 57. Take Five

Swing

Clark (adapted)



Musical notation for 57. Take Five, featuring a 5/4 time signature.

### 58. American Patrol

Swing

Meacham (adapted)



Musical notation for 58. American Patrol, featuring a 4/4 time signature.

Mallets

Key Signature  
C Concert  
Your Key of C



59. C Concert Scale



60. C Concert in Thirds

*Swing*




61. C Concert Scale Study


*Swing*



62. Chromatic Scale in Contrary Motion




63. Rhythm Study



## Mallets

### 64. Perfect Authentic Cadence in C Concert




### 65. A Minor Concert Scale (Harmonic)



Note:

A Minor is the *relative* minor of C Major. They share the same key signature.

### 66. Perfect Authentic Cadence in A Minor Concert




### 67. Expanding & Contracting Interval Slurs



### 68. Arpeggios

*Swing*



*Can you identify the function of these arpeggios?*



# Mallets

## 69. Rhythm Study

Allegro

Musical notation for exercise 69: Rhythm Study, Allegro. The piece is in 4/4 time and begins with a forte (*f*) dynamic. The melody consists of eighth and sixteenth notes with various rests.

## 70. Articulation Study

Moderato

Musical notation for exercise 70: Articulation Study, Moderato. The piece is in 6/8 time and begins with a mezzo-piano (*mp*) dynamic. The melody features dotted rhythms and slurs.

## 71. Theme from "Peer Gynt"

Grieg (adapted)

Moderato

Musical notation for exercise 71: Theme from "Peer Gynt", Moderato. The piece is in 4/4 time and begins with a mezzo-piano (*mp*) dynamic. The melody is a well-known folk tune with a mix of eighth and quarter notes.

Continuation of the musical notation for exercise 71, showing the second half of the melody.

## 72. Body Percussion

Clap!

Musical notation for exercise 72: Body Percussion. The piece is in 4/4 time and begins with a forte (*f*) dynamic. The notation includes 'Clap!' and 'Stomp!' instructions, with 'x' marks indicating where to clap or stomp.

## 73. Accidental Study

Musical notation for exercise 73: Accidental Study. The piece is in 4/4 time and focuses on various accidentals (sharps, flats, naturals) across the melody.

# Mallets

**Note:**

This page is missing its key signatures. Try to determine what key these pieces are in by experimenting.

When you discover what the piece is, write in the key signature.

## 74. Ode to Joy

**Allegro**

Musical notation for Ode to Joy, 4/4 time, *mf*. The melody consists of a sequence of eighth notes: C4, D4, E4, F4, G4, A4, B4, C5, B4, A4, G4, F4, E4, D4, C4.

## 75. Yankee Doodle

**Allegro**

Musical notation for Yankee Doodle, 2/4 time, *f*. The melody consists of eighth notes: C4, D4, E4, F4, G4, A4, B4, C5, B4, A4, G4, F4, E4, D4, C4.

## 76. Can-Can

Musical notation for Can-Can, 4/4 time, *f*. The melody consists of eighth notes with accents: C4, D4, E4, F4, G4, A4, B4, C5, B4, A4, G4, F4, E4, D4, C4.

## 77. Lullaby

**Moderato**

Musical notation for Lullaby, 3/4 time, *mp*. The melody consists of quarter notes: C4, D4, E4, F4, G4, A4, B4, C5, B4, A4, G4, F4, E4, D4, C4.

Musical notation for Lullaby continuation, 3/4 time, *mp*. The melody consists of quarter notes: C4, D4, E4, F4, G4, A4, B4, C5, B4, A4, G4, F4, E4, D4, C4.

## 78. America

Musical notation for America, 4/4 time, *f*. The melody consists of quarter notes: C4, D4, E4, F4, G4, A4, B4, C5, B4, A4, G4, F4, E4, D4, C4.

**Note:**

*This page is missing its meter signatures. Try to determine what meter these pieces are in.*

*When you discover what meter the piece is, write in the meter signature.*

Mallets

79. Space Theme

Allegro

Musical notation for 'Space Theme' in B-flat major, starting with a forte (f) dynamic. The piece features a series of eighth notes and quarter notes, with three triplet markings above the staff.

80. Favorite Things

Moderato

Musical notation for 'Favorite Things' in B-flat major, starting with a mezzo-piano (mp) dynamic. The piece consists of a continuous eighth-note melody.

Continuation of the musical notation for 'Favorite Things', showing the final measures of the piece.

81. Everything's Alright

Vivace

Musical notation for 'Everything's Alright' in B-flat major, starting with a mezzo-piano (mp) dynamic. The piece features a rhythmic eighth-note pattern.

82. More Can-Can

Vivace

Musical notation for 'More Can-Can' in B-flat major, starting with a forte (f) dynamic. The piece includes a first ending (1) and a second ending (2) marked above the staff.

83. Scarborough Fair

Allegro

Musical notation for 'Scarborough Fair' in B-flat major, starting with a mezzo-piano (mp) dynamic. The piece features a mix of eighth and quarter notes.

Continuation of the musical notation for 'Scarborough Fair', showing the final measures of the piece.

Mallets

84. Stars & Stripes Forever

John Phillip Sousa  
(adapted)

1 2 3 4

5 6 7 8

9 10 11 12

13 14 15 16 17

18 19 20 21

22 23 24 25

26 27 28 29

30 31 32

Mallets

# 12 Major Scales and Arpeggios

*Concert Key*

The image displays twelve musical staves, each representing a different major scale and its corresponding arpeggio. The scales are arranged in the following order from top to bottom: C, F, B $\flat$ , E $\flat$ , A $\flat$ , D $\flat$ , G $\flat$ , B, E, A, D, and G. Each staff begins with a treble clef and a common time signature (C). The scales are written in a stepwise fashion, and the arpeggios are written in a broken chord pattern. The notation includes notes, stems, and beams, with accidentals (flats and sharps) used to indicate the specific notes in each key. The scales are: C major (C-D-E-F-G-A-B), F major (F-G-A-Bb-C), B $\flat$  major (B $\flat$ -C-D-E-F-G), E $\flat$  major (E $\flat$ -F-G-A-Bb), A $\flat$  major (A $\flat$ -Bb-C-D-E-F), D $\flat$  major (D $\flat$ -E $\flat$ -F-G-A), G $\flat$  major (G $\flat$ -A $\flat$ -Bb-C), B major (B-C#-D#-E-F#), E major (E-F#-G#-A-B), A major (A-B-C#-D-E-F#), D major (D-E-F#-G-A), and G major (G-A-B-C#-D-E-F#).

Mallets

12 Harmonic Minor Scales and Arpeggios

*Concert Key*

The image displays 12 musical staves, each representing a different harmonic minor scale. Each staff begins with a treble clef and a common time signature (C). The scales are labeled with letters: a, d, g, c, f, b $\flat$ , e $\flat$ , g $\sharp$ , c $\sharp$ , f $\sharp$ , b, and e. The notation includes quarter notes, eighth notes, and chords, with some notes marked with double sharps (x) in the g $\sharp$  and c $\sharp$  scales. The scales are arranged in a sequence that covers all 12 chromatic keys.

# Mallets

## Rhythm Challenge

*Go as far as you can without stopping, then work on problem rhythms.*

1 2 3 4

5 6 7 8

9 10 11 12

13 14 15 16

17 18 19 20

21 22 23 24

25 26 27 28

29 30 31 32

# Mallets

## Rhythm Challenge

33 34 35 36

3/4

37 38 39 40

C

41 42 43 44

C

45 46 47 48

C

49 50 51 52

C

53 54 55 56

2/4

57 58 59 60

2/4

61 62 63 64

6/8



# Mallets

## Rhythm Challenge

65 66 67 68

69 70 71 72

73 74 75 76

77 78 79 80

81 82 83 84

85 86 87 88

89 90 91 92

93 94 95 96