

Mallet Percussion

BandFolio

Band Method

Book 1

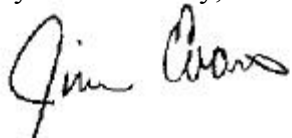
To the student:

Congratulations on your decision to join the band. I am sure that you will find it a rewarding and fun experience, and it may lead to a life-long love of playing music. If you listen carefully and follow the recommendations of your band director, you will be making beautiful music and having a lot of fun in a very short time.

The key to getting a good start in band is practice. Your band director will recommend how much time you should practice each day. In order to get the most out of your practice sessions you should:

- Warm up. your band director will recommend a procedure for preparing your body and your instrument to play.
- Set a goal for each practice session.
- Practice the hard sections first, and break them down into smaller parts. Then put the parts together.
- Play something fun at the end of each practice session.
- Practice every day.

By working together with your band director and your classmates, band will become the high point of your school day, and will lead to years of musical enjoyment.



Jim Evans

bandfolio.com

Music Education Resources

© 2000 Jim Evans
BandFolio.com

Reference Page


Mallets

The Musical Alphabet

A B C D E F, & G.

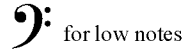
These letters repeat over and over as needed. As you go through the letters, the notes sound higher.

Staff




Five lines (and four spaces) on which music is written

Bass Clef



Treble Clef



Look up notes you don't know on the *Grand Staff*.

Pitches on the Grand Staff

Treble (G) Clef

Bass (F) Clef

E F G A B C D E F G A B C D E F G A

* Notes that go above and below the staff are written on *ledger lines*.

Lines & Spaces

Many people have memorized the notes of the staff this way.

Every Good Boy Does Fine

Good Boys Do Fine Always

Basic rhythm concepts

Meter Signature

$\frac{4}{4}$ 4 beats in a measure
 $\frac{4}{4}$ receives one beat

Quarter note

receives one beat in 4/4 meter signature

Quarter rest

receives one beat of silence in 4/4 meter signature

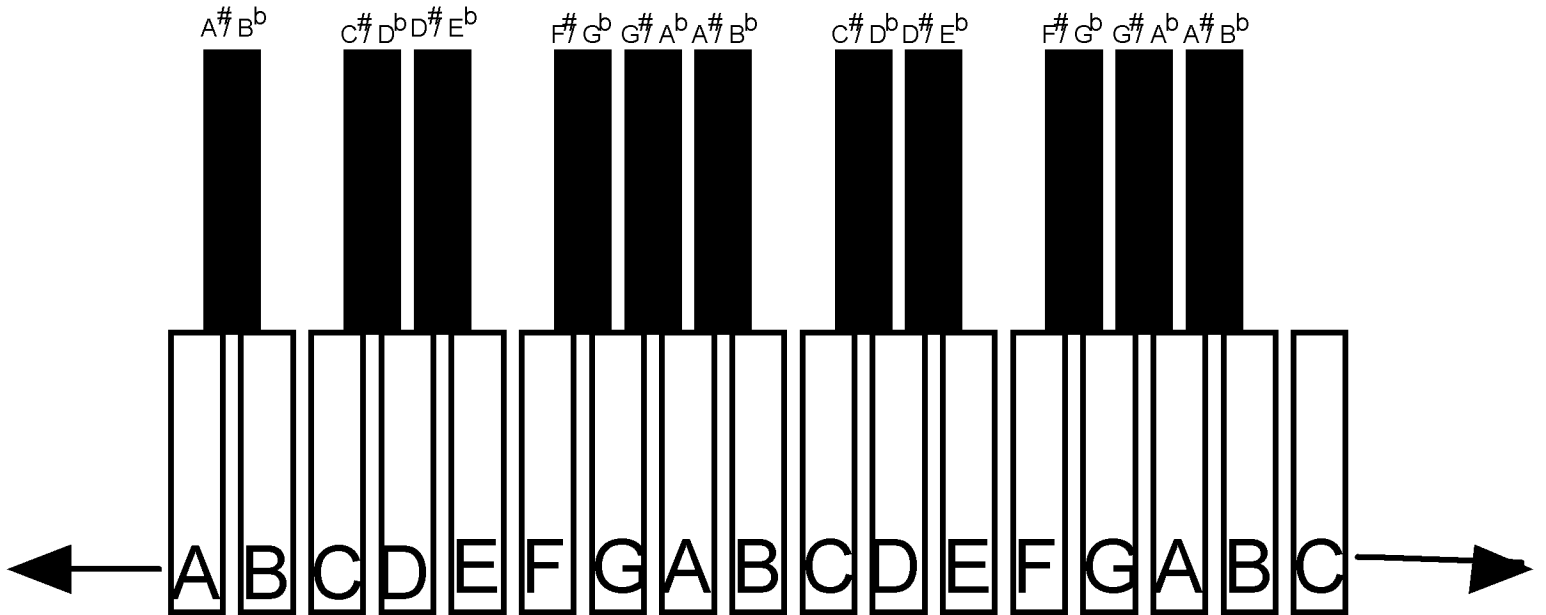
Measures & Barlines

barline barline

the music between barlines is called a measure

Keyboard Chart

Memorize notes, and staff positions on this page



This chart shows the arrangement of pitches on a keyboard percussion instrument. If you do not know where to start playing, ask your band director to show you.

A



A# Bb



C



D



D# Eb



F



G



G# Ab



A



A# Bb



Mallets

1. Our First Pitch

count: 1 & 2 & 3 & 4 & 1 & 2 & 3 & 4 & 1 & 2 & 3 & 4 & 1 & 2 & 3 & 4 &

2. Our Second Pitch

count: 1 & 2 & 3 & 4 & 1 & 2 & 3 & 4 & 1 & 2 & 3 & 4 & 1 & 2 & 3 & 4 &

3. Our Third Pitch

b (flat) lasts for entire measure

count: 1 & 2 & 3 & 4 & 1 & 2 & 3 & 4 & 1 & 2 & 3 & 4 & 1 & 2 & 3 & 4 &

4. Think Fast!

count: 1 & 2 & 3 & 4 & 1 & 2 & 3 & 4 & 1 & 2 & 3 & 4 & 1 & 2 & 3 & 4 &

5. Going Down

count: 1 & 2 & 3 & 4 & 1 & 2 & 3 & 4 & 1 & 2 & 3 & 4 & 1 & 2 & 3 & 4 &


6. Up & Down

count: 1 & 2 & 3 & 4 & 1 & 2 & 3 & 4 & 1 & 2 & 3 & 4 & 1 & 2 & 3 & 4 &


Mallets

7. Mary's Song *Write in the Counts*

Go to the next line!




count:



count:

8. Reading Music




count:

9. Skill Builder



count:

10. Stepping Out



count:


11. More Stepping Out




count:

Mallets


Half Note


 receives two beats in 4/4 meter signature


Half Rest

 receives two beats of silence in 4/4 meter signature

Accidentals

 flat (lowered)

 sharp (raised)

 natural (not sharp or flat)

Key Signature (B \flat Concert)
Your Key of B \flat




12. A New Note

Tells whether notes are *flat*, *sharp*, or *natural*.



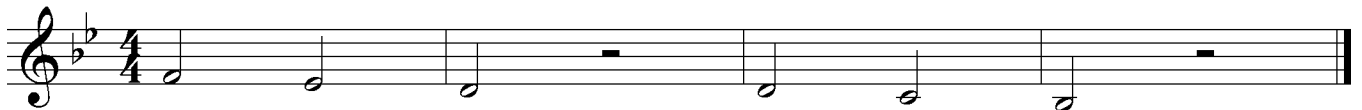
13. Another New Note



14. Go for Two!




15. Take Five



16. Mix and Match

6 & 17 may be played together



17. Putting it Together



Mallets

Common Time

C another way of writing the 4/4 meter signature

Whole Note

○ receives four beats in 4/4 meter signature

Whole Rest

— receives four beats of silence in 4/4 meter signature

Repeat Sign

⋮ Go back to the beginning and play the selection again

18. The Whole Thing

Musical notation for 'The Whole Thing' in common time (C) and B-flat major. The melody consists of four measures, each containing a whole note on the G line of the treble clef.

19. Whole & Half *Hint: A whole rest fills up a whole measure.*

Musical notation for 'Whole & Half' in common time (C) and B-flat major. The melody consists of four measures: a whole note on G, a whole rest, a half note on G, and a whole note on G.

20. Play it Again, Sam!

Musical notation for 'Play it Again, Sam!' in common time (C) and B-flat major. The melody consists of four measures: quarter notes on G, A, B-flat, and C; a whole note on G; quarter notes on G, A, B-flat, and C; and a whole rest.

21. Claire de Lune

Musical notation for 'Claire de Lune' in common time (C) and B-flat major. The melody consists of four measures: quarter notes on G, A, B-flat, and C; quarter notes on C, B-flat, A, and G; quarter notes on G, A, B-flat, and C; and a whole note on G.

22. Up & Down Again

Musical notation for 'Up & Down Again' in common time (C) and B-flat major. The melody consists of four measures: quarter notes on G, A, B-flat, and C; quarter notes on C, B-flat, A, and G; quarter notes on G, A, B-flat, and C; and a whole note on G.

23. Skipping Around

Musical notation for 'Skipping Around' in common time (C) and B-flat major. The melody consists of four measures: quarter notes on G, A, B-flat, and C; quarter notes on C, B-flat, A, and G; quarter notes on G, A, B-flat, and C; and quarter notes on C, B-flat, A, and G.

Rhythm Review

Draw a line from the musical symbol to its name.



whole rest

half rest

quarter rest



whole note

half note

quarter note

Mallets

24. Count It Out




25. Bar None!

Draw in the barlines before you play.




26. Note Review

Write in the names of the notes.



27. Ode to Joy

Ludwig van Beethoven



New Note

G



D.C. al Fine


Fine

Go back to the beginning and play to the *Fine* mark.


The end

Mallets

28. A New Note



29. Take it Easy




30. Make it Count



31. Twinkle, Twinkle



Fine




D.C. al Fine

32. Aura Lee



Eighth Notes

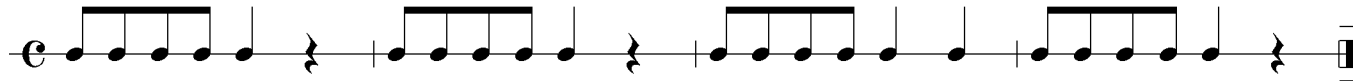
 Two eighth notes
receive one beat in the
4/4 meter signature

Mallets

33. Rhythm Study

Clap

Write in the Counts



count:

34. Hot Cross Buns



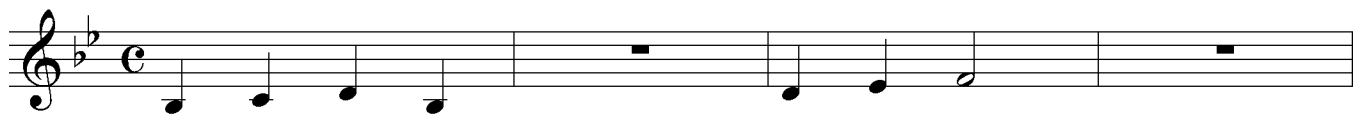
35. Farm Out!



36. Eighth Note Challenge




37. Asked & Answered



Special Holiday Concert Page

Mallets

New Note



Tie



Connects two notes of the same pitch into one sound.

Harmony
Two or more pitches sounding at the same time.

38. Jingle Bells

1 & 2 & 3 & 4 &

39. Jolly Old St. Nicholas

40. Up On the Housetop

Play two notes at once by using both mallets together.

Mallets

Meter Signature

$\frac{3}{4}$ 3 beats in a measure
receives one beat

Dotted Half Note

receives three beats in $\frac{3}{4}$
or $\frac{4}{4}$ meter signature

41. Skip To My Lou

Two staves of musical notation for the piece 'Skip To My Lou'. The first staff shows the beginning of the melody in G major (one flat) and common time (C). The second staff continues the melody, ending with a double bar line.

42. Long, Long Ago

A single staff of musical notation for the piece 'Long, Long Ago'. The melody is in G major (one flat) and common time (C), ending with a double bar line.

43. The Dotted Half Note

A single staff of musical notation for the piece 'The Dotted Half Note'. The melody is in G major (one flat) and common time (C). It features dotted half notes and quarter notes. Below the staff, there are four groups of rhythmic counts: '1 & 2 & 3 & 4 &', '1 & 2 & 3 & 4 &', '1 & 2 & 3 & 4 &', and '1 & 2 & 3 & 4 &'.

44. Oh, Dear, What Can the Matter Be?

Two staves of musical notation for the piece 'Oh, Dear, What Can the Matter Be?'. The first staff is in 3/4 time and features dotted half notes and quarter notes. The second staff continues the melody, ending with a double bar line.

New No

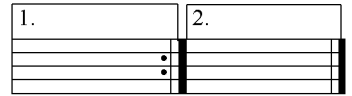
G# Ab

Key Signature

Pick-up Notes

Notes that come before the first full measure of a piece.

First & Second Endings



Play to the repeat sign, then go back to the beginning. When you get to the first ending, skip over it, and go to the second ending.

Mallets



Key of E \flat Concert
Your Key of E \flat

45. A New Note




46. There's a Hole in the Bucket

Where's the third beat?



47. The Man on the Flying Trapeze



48. Johnny Has Gone



49. When Jesus Wept

William Billings
adapted



New N

A# Bb

Mallets



Fermata

Hold notes under a fermata longer than usual, or until your director cuts you off.

Dynamics


p piano - soft

f forte - loud


Note

Dynamics are always at the director's discretion.

50. Chorale



51. A New Note



52. Christmas Greetings (A Four Part Round)

1

2

3

4



53. Red River Valley



54. Mexican Clapping Song



Mallets

Dynamics

mp moderately soft

mf moderately loud

Meter Signature

$\frac{2}{4}$ two beats in a measure
♪ receives one beat

55. Lip Slurs

mf

56. Oranges, Lemons

mf

57. Roll Over

mp *mf*

58. Simple Gifts

p

p

59. Slur Study


f *mp*

Mallets


Articulation

How a note is played

Accent

Emphasize notes with an accent mark.



60. Articulation Study




mp

61. Surprise!

Franz Josef Haydn
adapted



p



f

62. Bingo




mf *f*



63. Pictures At an Exhibition

Majestically

Modest Mussorgsky
adapted



f

A

New Note



Mallets

Tempo *how fast or slow a piece is played*

Allegro *Fast*

Moderato *Moderate*

Andante *Slow, walking speed*


Eighth Note & Eighth Rest




64. Rhythm Study
Moderato



65. A New Note
Moderato



66. March Madness
Allegro



67. Morning
Andante

Edvard Grieg



68. A Mighty Fortress is Our God
Andante



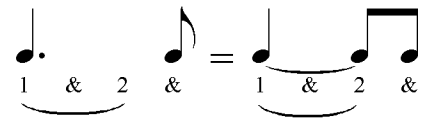
Mallets

Tempo

Dotted Quarter Note - Eighth Note

Largo

Very slow



69. B \flat Concert Scale

Moderato

70. Rhythm Study

71. Theme from Symphony No. 9

Largo

Antonin Dvorák

72. Kum Bah Yah

Andante

73. Finale (from The Firebird Suite)

Largo

Igor Stravinsky

Mallets

Meter Signature

Cut Time

♩ or ♪ two beats in a measure
 ♩ receives one beat

Sixteenth Note Combinations

1 e & a 1 e & 1 & a

74. Rhythm Study

Moderato

count: 1 & 2 & 3 e & a 4 & 1 & 2 e & 3 & 4 & 1 & a 2 & 3 e & 4 & 1 & 2 e & a 3 & 4 &

mf

75. Button, You Must Wander

Allegro

mf

76. Bright Eyes Will Find You

Andante

mf Compare this piece to number 75. How are they alike? How are they different?

77. Ten Little Indians Write in the Counts

Moderato

mp

78. Name That Tune Write in the Counts

Moderato

mf Compare this piece to number 77. How are they alike? How are they different?

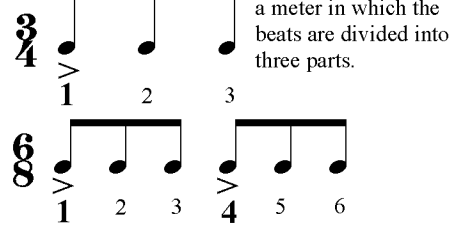
79. Skip To My Lou Revisited

Moderato

f

Mallets

Compound Meter



80. When the Saints Go Marching In
Allegro

Musical notation for 'When the Saints Go Marching In' in 2/4 time, key of B-flat major. The piece starts with a forte (f) dynamic. The melody is written on a single staff in treble clef. It begins with a half note G4, followed by quarter notes A4, Bb4, and C5. The piece concludes with a repeat sign.

81. Blow the Man Down
Allegro *in one*

Musical notation for 'Blow the Man Down' in 3/4 time, key of B-flat major. The piece starts with a mezzo-forte (mf) dynamic. The melody is written on a single staff in treble clef. It features a mix of quarter and eighth notes. The piece concludes with a repeat sign.

82. For He's a Jolly Good Fellow
Allegro *in one*

Musical notation for 'For He's a Jolly Good Fellow' in 3/4 time, key of B-flat major. The piece starts with a mezzo-forte (mf) dynamic. The melody is written on a single staff in treble clef. It consists of a series of quarter notes. The piece concludes with a repeat sign.

83. Yankee Doodle
Allegro

Musical notation for 'Yankee Doodle' in 2/4 time, key of B-flat major. The piece starts with a forte (f) dynamic. The melody is written on a single staff in treble clef. It begins with a half note G4, followed by quarter notes A4, Bb4, and C5. The piece concludes with a repeat sign.

Mallets

Syncopation

1 & 2 & or 1 & 2 &

When longer notes fall on weak or unexpected beats.

Dotted Eighth Note & Sixteenth Note

1 e & a

(or in cut time)
dotted quarternote & eighth note

1 e & a

84. Row, Row, Row Your Boat (a four-part round)

Moderato *in one*

85. Simple Meter

Compare this piece to number 84. How are they alike? How are they different?

86. Do, Lord


87. Shoo, Fly

Mallets


84. London Bridge Moderato



mf 85. Bridal Chorus Moderato



86. Can-Can Allegro



87. Scale Study

Start slowly, then speed the tempo as you improve.



Major Scales

Mallets

Make sure that you are playing the exact pitch that is shown. If the note name does not contain a *sharp* (\sharp), or a *flat* (\flat), it is *natural* (\natural).

B \flat Concert
Your Key of B \flat

Scale **Arpeggio**

B \flat C D E \flat F G A B \flat A G F E \flat D C B \flat B \flat D A B \flat F D B \flat

E \flat Concert
Your Key of E \flat

Scale **Arpeggio**

E \flat F G A \flat B \flat C D E \flat D C B \flat A \flat G F E \flat E \flat G D E \flat B \flat G E \flat

F Concert
Your Key of F

Scale **Arpeggio**

F G A B \flat C D E F E D C B \flat A G F F A E F C A F

C Concert
Your Key of C

Scale **Arpeggio**

C D E F G A B C B A G F E D C C E B C G E C

A \flat Concert
Your Key of A \flat

Scale **Arpeggio**

A \flat B \flat C D \flat E \flat F G A \flat G F E \flat D \flat C B \flat A \flat A \flat C G A \flat E \flat C A \flat

Rhythm Challenge

Go as far as you can without stopping, then work on problem rhythms.

1 2 3 4

Exercise 1: Four measures of quarter notes. Exercise 2: Four measures of quarter notes with a quarter rest in the second measure. Exercise 3: Four measures of quarter notes with a quarter rest in the third measure. Exercise 4: Four measures of quarter notes with quarter rests in the second and third measures.

5 6 7 8

Exercise 5: Four measures of quarter notes with quarter rests in the second and third measures. Exercise 6: Four measures of quarter notes with quarter rests in the second, third, and fourth measures. Exercise 7: Four measures of quarter notes with quarter rests in the second and third measures. Exercise 8: Four measures of quarter notes with quarter rests in the second, third, and fourth measures.

9 10 11 12

Exercise 9: Four measures of half notes. Exercise 10: Four measures of half notes with a half rest in the second measure. Exercise 11: Four measures of half notes with a half rest in the second measure. Exercise 12: Four measures of half notes with a half rest in the second measure.

13 14 15 16

Exercise 13: Four measures of quarter notes. Exercise 14: Four measures of quarter notes. Exercise 15: Four measures of quarter notes. Exercise 16: Four measures of quarter notes with quarter rests in the second and third measures.

17 18 19 20

Exercise 17: Four measures of quarter notes with eighth notes. Exercise 18: Four measures of quarter notes with eighth notes. Exercise 19: Four measures of quarter notes with eighth notes. Exercise 20: Four measures of quarter notes with eighth notes.

21 22 23 24

Exercise 21: Four measures of quarter notes with eighth notes. Exercise 22: Four measures of quarter notes with eighth notes. Exercise 23: Four measures of quarter notes with eighth notes. Exercise 24: Four measures of quarter notes with eighth notes.

25 26 27 28

Exercise 25: Four measures of quarter notes with eighth notes. Exercise 26: Four measures of quarter notes with eighth notes. Exercise 27: Four measures of quarter notes with eighth notes. Exercise 28: Four measures of quarter notes with eighth notes.

29 30 31 32

Exercise 29: Four measures of quarter notes in 3/4 time. Exercise 30: Four measures of quarter notes in 3/4 time. Exercise 31: Four measures of quarter notes in 3/4 time. Exercise 32: Four measures of quarter notes in 3/4 time.

Rhythm Challenge

33 34 35 36

3/4

37 38 39 40

C

41 42 43 44

C

45 46 47 48

C

49 50 51 52

C

53 54 55 56

2/4

57 58 59 60

2/4

61 62 63 64

6/8