

Horn in F

BandFolio

Band Method

Book 2

To the student:

Congratulations on completing beginning band! I am sure that you learned a great deal about music and your instrument. Now it is time to build on that knowledge, and take your musicianship to the next level. You will have many more performance opportunities, and you will find greater musical challenges in the year ahead.

The key to continued success in band is practice. Your band director will recommend how much time you should practice each day. Keep these tips in mind during each practice session:

- Warm up. your band director will recommend a procedure for preparing your body and your instrument to play.
- Set a goal for each practice session.
- Practice the hard sections first, and break them down into smaller parts. Then put the parts together.
- Play something fun at the end of each practice session.
- Practice every day.

Continue working with your band director and your classmates, and you will begin to see and hear big improvements in the quality of your band. Good luck, and have fun!



Jim Evans

bandfolio.com










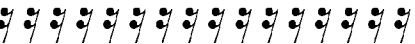
Music Education Resources

© 2001 Jim Evans
BandFolio.com










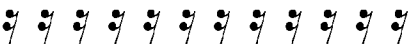
Reference Page

Horn in F

Relative Values of Notes and Rests in $\frac{4}{4}$ Meter Signature

<i>Notes</i>		<i>Rests</i>
 1 e & a 2 e & a 3 e & a 4 e & a	Whole	 1 e & a 2 e & a 3 e & a 4 e & a
 1 e & a 2 e & a 3 e & a 4 e & a	Half	 1 e & a 2 e & a 3 e & a 4 e & a
 1 e & a 2 e & a 3 e & a 4 e & a	Quarter	 1 e & a 2 e & a 3 e & a 4 e & a
 1 e & a 2 e & a 3 e & a 4 e & a	Eighth	 1 e & a 2 e & a 3 e & a 4 e & a
 1 e & a 2 e & a 3 e & a 4 e & a	Sixteenth	 1 e & a 2 e & a 3 e & a 4 e & a

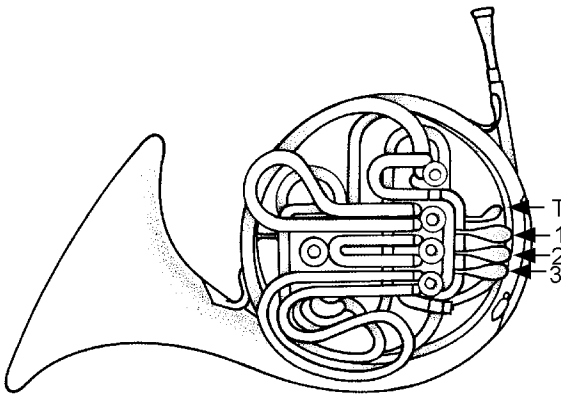
Relative Values of Notes and Rests in $\frac{6}{8}$ Meter Signature

<i>Notes</i>		<i>Rests</i>
 1 & 2 & 3 & 4 & 5 & 6 &	Dotted Half	 1 & 2 & 3 & 4 & 5 & 6 &
 1 & 2 & 3 & 4 & 5 & 6 &	Dotted Quarter	 1 & 2 & 3 & 4 & 5 & 6 &
 1 & 2 & 3 & 4 & 5 & 6 &	Quarter	 1 & 2 & 3 & 4 & 5 & 6 &
 1 & 2 & 3 & 4 & 5 & 6 &	Eighth	 1 & 2 & 3 & 4 & 5 & 6 &
 1 & 2 & 3 & 4 & 5 & 6 &	Sixteenth	 1 & 2 & 3 & 4 & 5 & 6 &

Horn in F

Fingering Chart

If you do not have a thumb key, use the secondary fingerings.



	F	F#	Gb	G	G#	Ab	A	A#	Bb
	T		2	0		2 3	1 2		1
	1								

	B	C	C#	Db	D	D#	Eb	E
	2	0	1 2		1		2	0

	F	F#	Gb	G	G#	Ab	A	A#	Bb
	1		2	0	T 2 3		T 1 2		T 1
					2 3		1 2		1

	B	C	C#	Db	D	D#	Eb	E	F
	T 2	T	T 2 3		T 1 2		T 1		T
	2	0	2		0		2		1

	F#	Gb	G	G#	Ab	A	A#	Bb	B	C
	T 2		T	T 2 3		T 1 2		T 1		T
	2		0	2 3		1 2		1		0

Horn in F


1. B Flat Concert Scale



2. B Flat Concert in Thirds



3. B Flat Concert Scale Study



4. Chromatic Scale and Lip Slurs



5. Chromatic Scale in Contrary Motion

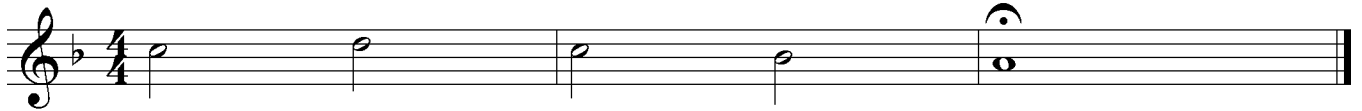


Horn in F

Interval

The distance between two notes on a staff.
You can figure out an interval by counting the lines and spaces from the first note to the second note.
Be sure to count from the location of the first note.

6. Perfect Authentic Cadence in B Flat Concert



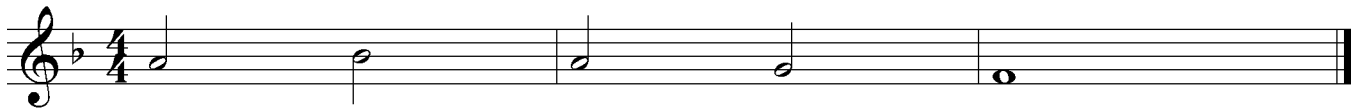
7. G Minor Concert Scale (Harmonic)



Note:

G Minor is the *relative* minor of B \flat Major. They share the same key signature.


8. Perfect Authentic Cadence in G Minor Concert



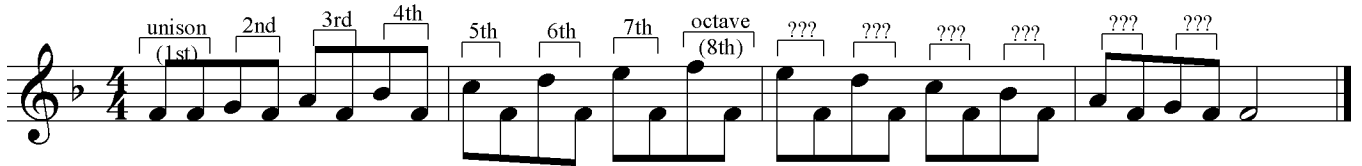
9. Expanding Interval Slurs



10. Arpeggios (I-IV-V-I)



11. Interval Study




Name these intervals

Horn in F

12. E Flat Concert Scale



13. E Flat Concert in Thirds



14. E Flat Concert Scale Study



15. Chromatic Scale and Lip Slurs



16. Chromatic Scale in Contrary Motion

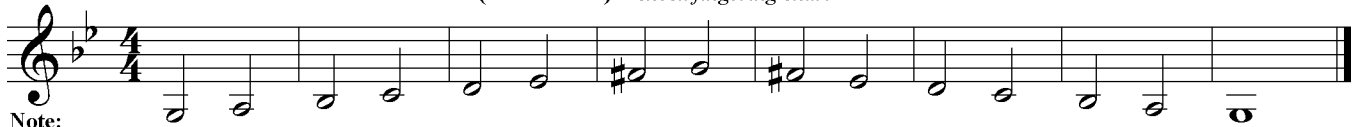


Horn in F

17. Perfect Authentic Cadence in E Flat Concert



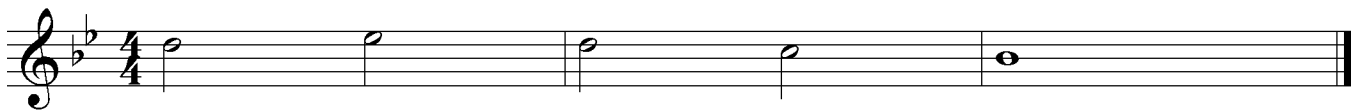
18. C Minor Concert Scale (Harmonic) *check fingering chart



Note:

C Minor is the *relative* minor of Eb Major. They share the same key signature.


19. Perfect Authentic Cadence in C Minor Concert




20. Contracting Interval Slurs



21. Arpeggios (I-IV-V-I)



22. Interval Study



Start slowly, then speed it up

Horn in F

Key Signature
F Concert
Your Key of C



Review

Compound Meter

3/4 a meter in which the beats are divided into three parts.

1 2 3

1 2 3 4 5 6

23. F Concert Scale

24. F Concert in Thirds

25. F Concert Scale Study

26. Chromatic Scale and Lip Slurs

* open throughout (no thumb)

27. Chromatic Scale in Contrary Motion

Horn in F

28. Perfect Authentic Cadence in F Concert

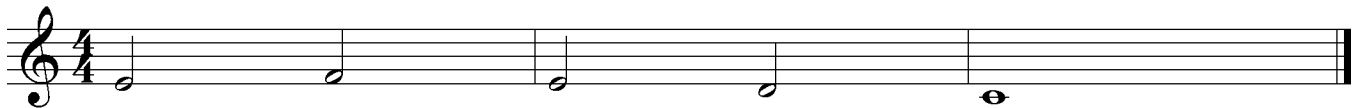


29. D Minor Concert Scale (Harmonic) **check fingering chart*



Note:
D Minor is the *relative* minor of F Major. They share the same key signature.


30. Perfect Authentic Cadence in D Minor Concert



31. Expanding & Contracting Interval Slurs



32. Arpeggios (I-iv-ii7-V7-I)



33. Interval Study



Tongue, then slur

Simile:
In a similar style

Horn in F

34. Rhythm Study



35. Syncopation Study



36. Articulation Study



37. Another Articulation Study

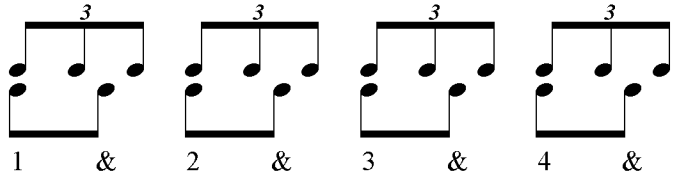


Horn in F



Triplets
A temporary division of the beat into three parts.

1 trip - let 2 trip - let 3 trip - let 4 trip - let



38. Compound Meter




39. More Compound Meter



40. A New Meter Signature



41. Triplets



42. Triplet Mix



43. Notes and Rests



Key Signature
A \flat Concert
Your Key of E \flat



Horn in F

44. A flat Concert Scale




45. A flat Concert in Thirds



46. A flat Concert Scale Study



47. Chromatic Scale and Lip Slurs



48. Chromatic Scale in Contrary Motion



Horn in F

49. Perfect Authentic Cadence in A flat Concert




50. F Minor Concert Scale (Harmonic)



Note:

F Minor is the *relative* minor of Ab Major. They share the same key signature.

51. Perfect Authentic Cadence in F Minor Concert



52. Expanding & Contracting Interval Slurs



53. Arpeggios




Can you identify the function of these arpeggios?

Horn in F

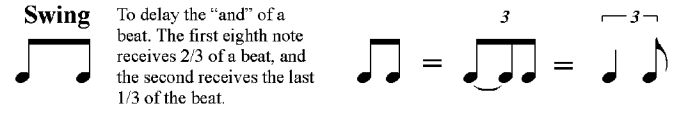
Quarter Note Triplets

Three notes of equal duration performed over two beats.



Swing


To delay the "and" of a beat. The first eighth note receives 2/3 of a beat, and the second receives the last 1/3 of the beat.



54. Rhythm Study



55. Triplet Mix



56. Rhythm Study



The grouping of the eighth notes implies an accent on the first note of each group.

57. Take Five

Swing

Clark (adapted)



58. American Patrol

Swing

Meacham (adapted)



Horn in F

Key Signature
C Concert
Your Key of G



59. C Concert Scale




60. C Concert in Thirds



61. C Concert Scale Study



62. Chromatic Scale in Contrary Motion




63. Rhythm Study



Horn in F

64. Perfect Authentic Cadence in C Concert




65. A Minor Concert Scale (Harmonic)




Note:

A Minor is the *relative* minor of C Major. They share the same key signature.

66. Perfect Authentic Cadence in A Minor Concert




67. Expanding & Contracting Interval Slurs



68. Arpeggios

Swing



Can you identify the function of these arpeggios?

Horn in F

69. Rhythm Study
Allegro

Musical notation for exercise 69: Rhythm Study, Allegro, Horn in F, 4/4 time, starting with a forte (*f*) dynamic. The piece consists of a single melodic line with eighth and sixteenth note patterns.

70. Articulation Study
Moderato

Musical notation for exercise 70: Articulation Study, Moderato, Horn in F, 6/8 time, starting with a mezzo-piano (*mp*) dynamic. The piece features a melodic line with slurs and accents.

71. Theme from "Peer Gynt"
Moderato

Grieg (adapted)

Musical notation for exercise 71: Theme from "Peer Gynt", Moderato, Horn in F, 4/4 time, starting with a mezzo-piano (*mp*) dynamic. The piece is an adaptation of Grieg's theme, featuring a melodic line with slurs and accents.

Continuation of exercise 71: Theme from "Peer Gynt", Moderato, Horn in F, 4/4 time. The piece continues with a melodic line featuring slurs and accents.

72. Body Percussion

Clap!

f Stomp!

Musical notation for exercise 72: Body Percussion, 4/4 time, starting with a forte (*f*) dynamic. The piece uses 'x' marks for claps and 'z' marks for stomps.

73. Accidental Study

Musical notation for exercise 73: Accidental Study, 4/4 time. The piece features a melodic line with various accidentals (sharps, flats, naturals) and rests.

Horn in F

Note:

This page is missing its key signatures. Try to determine what key these pieces are in by experimenting.

When you discover what the piece is, write in the key signature.

74. Ode to Joy

Allegro

Musical notation for Ode to Joy, Horn in F. The piece is in 4/4 time, marked *mf*. The melody consists of a sequence of eighth notes: C4, D4, E4, F4, G4, A4, B4, C5, B4, A4, G4, F4, E4, D4, C4.

75. Yankee Doodle

Allegro

Musical notation for Yankee Doodle, Horn in F. The piece is in 2/4 time, marked *f*. The melody consists of eighth notes: C4, D4, E4, F4, G4, A4, B4, C5, B4, A4, G4, F4, E4, D4, C4.

76. Can-Can

Musical notation for Can-Can, Horn in F. The piece is in 4/4 time, marked *f*. The melody consists of eighth notes: C4, D4, E4, F4, G4, A4, B4, C5, B4, A4, G4, F4, E4, D4, C4.

77. Lullaby

Moderato

Musical notation for Lullaby, Horn in F. The piece is in 3/4 time, marked *mp*. The melody consists of quarter notes: C4, D4, E4, F4, G4, A4, B4, C5, B4, A4, G4, F4, E4, D4, C4.

Musical notation for Lullaby continuation, Horn in F. The melody consists of quarter notes: C4, D4, E4, F4, G4, A4, B4, C5, B4, A4, G4, F4, E4, D4, C4.

78. America

Musical notation for America, Horn in F. The piece is in 4/4 time, marked *f*. The melody consists of quarter notes: C4, D4, E4, F4, G4, A4, B4, C5, B4, A4, G4, F4, E4, D4, C4.

Note:

This page is missing its meter signatures. Try to determine what meter these pieces are in.

When you discover what meter the piece is, write in the meter signature.

Horn in F

79. Space Theme
Allegro

f

3 3 3

Musical notation for 'Space Theme' in Horn in F. The piece is in 3/4 time, marked Allegro and fortissimo (f). The melody consists of quarter notes and eighth-note triplets.

80. Favorite Things
Moderato

mp

Musical notation for 'Favorite Things' in Horn in F. The piece is in 3/4 time, marked Moderato and mezzo-piano (mp). The melody features eighth-note patterns and quarter notes.

Musical notation for the continuation of 'Favorite Things' in Horn in F, ending with a sharp sign on the final note.

81. Everything's Alright
Vivace

Musical notation for 'Everything's Alright' in Horn in F. The piece is in 3/4 time, marked Vivace. The melody is characterized by eighth-note patterns.

82. More Can-Can
Vivace

f

1 2

Musical notation for 'More Can-Can' in Horn in F. The piece is in 3/4 time, marked Vivace and fortissimo (f). It features a repeating eighth-note pattern with first and second endings.

83. Scarborough Fair
Allegro

mp

Musical notation for 'Scarborough Fair' in Horn in F. The piece is in 3/4 time, marked Allegro and mezzo-piano (mp). The melody consists of quarter notes and eighth notes.

Musical notation for the continuation of 'Scarborough Fair' in Horn in F, ending with a sharp sign on the final note.

Horn in F

John Phillip Sousa
(adapted)

84. Stars & Stripes Forever

1 2 3 4

5 6 7 8 9

10 11 12 13 14

15 16 17 18 19

20 21 22 23

24 25 26 27

28 29 30 31 32

Horn in F

12 Major Scales and Arpeggios

Concert Key

The image displays 12 musical staves, each representing a major scale and its arpeggio for a specific concert key. The keys are: C, F, B \flat , E \flat , A \flat , D \flat , G \flat , B, E, A, D, and G. Each staff begins with a treble clef, a common time signature (C), and a key signature. The scales are written in a stepwise fashion, and the arpeggios are written in a broken chord pattern. The notation includes stems, beams, and note heads, with accidentals (sharps and flats) indicating the key signature. The scales are arranged in a sequence that covers all 12 major keys.

Horn in F

12 Harmonic Minor Scales and Arpeggios

Concert Key

The image displays 12 staves of music, each representing a different harmonic minor scale and its corresponding arpeggio. The scales are labeled with letters: a, d, g, c, f, b \flat , e \flat , g \sharp , c \sharp , f \sharp , b, and e. Each staff begins with a treble clef and a common time signature (C). The scales are written in a sequence of eighth notes, and the arpeggios are written in a sequence of eighth notes. The key signatures are: a (one sharp), d (no sharps or flats), g (two flats), c (three flats), f (four flats), b \flat (five flats), e \flat (six flats), g \sharp (three sharps), c \sharp (four sharps), f \sharp (five sharps), b (two sharps), and e (three sharps). The scales are written in a sequence of eighth notes, and the arpeggios are written in a sequence of eighth notes.

Horn in F

Rhythm Challenge

Go as far as you can without stopping, then work on problem rhythms.

The image contains 32 numbered musical staves, each representing a rhythm exercise. The exercises are as follows:

- 1: Four quarter notes.
- 2: Quarter rest, quarter note, quarter note, quarter note.
- 3: Quarter note, quarter note, quarter note, quarter rest.
- 4: Quarter note, quarter rest, quarter note, quarter note.
- 5: Quarter note, quarter note, quarter rest, quarter note.
- 6: Quarter note, quarter rest, quarter rest, quarter note.
- 7: Quarter note, quarter note, quarter rest, quarter rest.
- 8: Quarter rest, quarter note, quarter rest, quarter note.
- 9: Half note.
- 10: Half note, quarter rest.
- 11: Quarter rest, quarter note.
- 12: Half note, quarter note, quarter note.
- 13: Quarter note, quarter note, half note.
- 14: Quarter note, half note, quarter note.
- 15: Half note, quarter note, quarter note.
- 16: Quarter rest, half note, quarter note.
- 17: Quarter note, quarter note, eighth note pair, quarter note.
- 18: Quarter note, eighth note pair, quarter note, quarter note.
- 19: Quarter note, eighth note pair, quarter note, quarter note.
- 20: Quarter note, eighth note pair, quarter note, eighth note pair, quarter note, quarter rest.
- 21: Quarter note, eighth note pair, eighth note pair, quarter note.
- 22: Quarter note, eighth note pair, quarter rest, quarter note.
- 23: Quarter note, eighth note pair, quarter note, quarter note.
- 24: Quarter rest, eighth note pair, quarter rest, quarter note.
- 25: Quarter note, eighth note, quarter note, quarter note.
- 26: Quarter note, quarter note, quarter note, quarter note.
- 27: Quarter note, eighth note pair, quarter note, quarter note.
- 28: Quarter note, eighth note, quarter note, quarter note.
- 29: Half note.
- 30: Half note, quarter note, quarter note.
- 31: Quarter note, quarter note, quarter note, quarter note.
- 32: Quarter note, eighth note pair, quarter note, quarter note.

Horn in F

Rhythm Challenge

33 34 35 36

3/4

37 38 39 40

C

41 42 43 44

C

45 46 47 48

C

49 50 51 52

C

53 54 55 56

2/4

57 58 59 60

2/4

61 62 63 64

6/8

Horn in F

Rhythm Challenge

65 66 67 68

69 70 71 72

73 74 75 76

77 78 79 80

81 82 83 84

85 86 87 88

89 90 91 92

93 94 95 96