

Bass Clarinet

BandFolio

Band Method

Book 2

To the student:

Congratulations on completing beginning band! I am sure that you learned a great deal about music and your instrument. Now it is time to build on that knowledge, and take your musicianship to the next level. You will have many more performance opportunities, and you will find greater musical challenges in the year ahead.

The key to continued success in band is practice. Your band director will recommend how much time you should practice each day. Keep these tips in mind during each practice session:

- Warm up. your band director will recommend a procedure for preparing your body and your instrument to play.
- Set a goal for each practice session.
- Practice the hard sections first, and break them down into smaller parts. Then put the parts together.
- Play something fun at the end of each practice session.
- Practice every day.

Continue working with your band director and your classmates, and you will begin to see and hear big improvements in the quality of your band. Good luck, and have fun!



Jim Evans

bandfolio.com








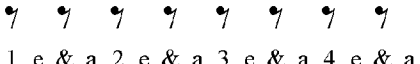

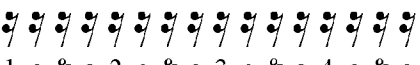
Music Education Resources

© 2001 Jim Evans
BandFolio.com






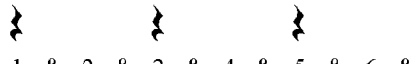



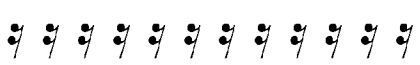
Reference Page

Bass Clarinet

Relative Values of Notes and Rests in $\frac{4}{4}$ Meter Signature

<i>Notes</i>		<i>Rests</i>
 1 e & a 2 e & a 3 e & a 4 e & a	Whole	 1 e & a 2 e & a 3 e & a 4 e & a
 1 e & a 2 e & a 3 e & a 4 e & a	Half	 1 e & a 2 e & a 3 e & a 4 e & a
 1 e & a 2 e & a 3 e & a 4 e & a	Quarter	 1 e & a 2 e & a 3 e & a 4 e & a
 1 e & a 2 e & a 3 e & a 4 e & a	Eighth	 1 e & a 2 e & a 3 e & a 4 e & a
 1 e & a 2 e & a 3 e & a 4 e & a	Sixteenth	 1 e & a 2 e & a 3 e & a 4 e & a

Relative Values of Notes and Rests in $\frac{6}{8}$ Meter Signature

<i>Notes</i>		<i>Rests</i>
 1 & 2 & 3 & 4 & 5 & 6 &	Dotted Half	 1 & 2 & 3 & 4 & 5 & 6 &
 1 & 2 & 3 & 4 & 5 & 6 &	Dotted Quarter	 1 & 2 & 3 & 4 & 5 & 6 &
 1 & 2 & 3 & 4 & 5 & 6 &	Quarter	 1 & 2 & 3 & 4 & 5 & 6 &
 1 & 2 & 3 & 4 & 5 & 6 &	Eighth	 1 & 2 & 3 & 4 & 5 & 6 &
 1 & 2 & 3 & 4 & 5 & 6 &	Sixteenth	 1 & 2 & 3 & 4 & 5 & 6 &

Bass Clarinet

1. B Flat Concert Scale

** put down 4, 5, 6, & R3 keys*

R
T1
2
3L3
4
5
6R3

R
T1
2
3
4
5
6R3

2. B Flat Concert in Thirds

** put down 4, 5, 6, & R3 keys*

R
T1
2
3
4
5
6

3. B Flat Concert Scale Study

** put down 4, 5, 6, & R3 keys*

R
T1
2
3
4
5
6

4. Chromatic Scale and Lip Slurs

** add register key*

R
T1
2
3

R
T
R2
3
4
5

5. Chromatic Scale in Contrary Motion

** put down 4, 5, 6, & R3 keys*

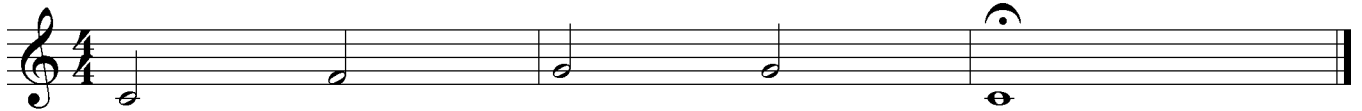
R
T1
2
3
4
5

Bass Clarinet

Interval

The distance between two notes on a staff.
You can figure out an interval by counting the lines and spaces from the first note to the second note.
Be sure to count from the location of the first note.

6. Perfect Authentic Cadence in B Flat Concert




7. G Minor Concert Scale (Harmonic)



Note:
G Minor is the *relative* minor of B \flat Major. They share the same key signature.

8. Perfect Authentic Cadence in G Minor Concert




9. Expanding Interval Slurs



10. Arpeggios (I-IV-V-I)



11. Interval Study




Bass Clarinet

12. E Flat Concert Scale




13. E Flat Concert in Thirds



14. E Flat Concert Scale Study



15. Chromatic Scale and Lip Slurs



16. Chromatic Scale in Contrary Motion



Bass Clarinet

17. Perfect Authentic Cadence in E Flat Concert

18. C Minor Concert Scale (Harmonic) *check fingering chart

Note:

C Minor is the *relative* minor of Eb Major. They share the same key signature.

19. Perfect Authentic Cadence in C Minor Concert

20. Contracting Interval Slurs

21. Arpeggios (I-IV-V-I)

I (Tonic) IV (Subdominant) V (Dominant) I (Tonic)

22. Interval Study

Start slowly, then speed it up

Bass Clarinet

Key Signature
F Concert
Your Key of G



Review

Compound Meter

a meter in which the beats are divided into three parts.

23. F Concert Scale

24. F Concert in Thirds

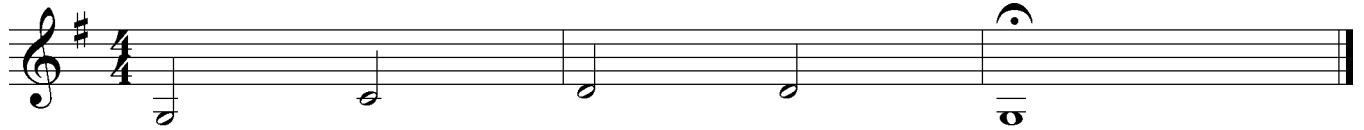
25. F Concert Scale Study

26. Chromatic Scale and Lip Slurs

27. Chromatic Scale in Contrary Motion

Bass Clarinet

28. Perfect Authentic Cadence in F Concert



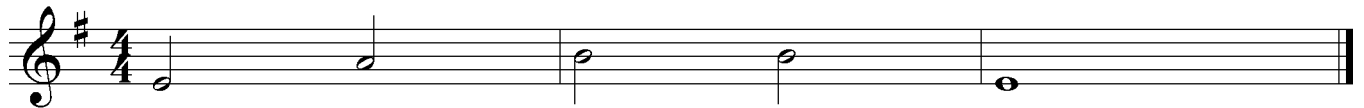
29. D Minor Concert Scale (Harmonic)

**check fingering chart*




Note:
D Minor is the *relative* minor of F Major. They share the same key signature.


30. Perfect Authentic Cadence in D Minor Concert



31. Expanding & Contracting Interval Slurs



32. Arpeggios (I-iv-ii7-V7-I)



33. Interval Study




Simile:
In a similar style

Bass Clarinet

34. Rhythm Study



35. Syncopation Study



36. Articulation Study



37. Another Articulation Study



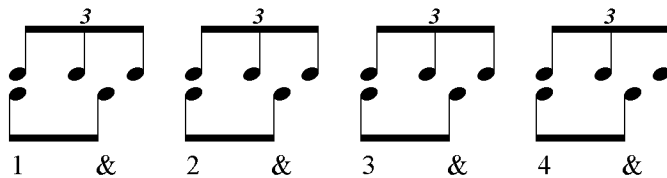


Triplets

A temporary division of the beat into three parts.

1 trip - let 2 trip - let 3 trip - let 4 trip - let

Bass Clarinet



38. Compound Meter



39. More Compound Meter




40. A New Meter Signature



41. Triplets



42. Triplet Mix



43. Notes and Rests



Key Signature
A \flat Concert
Your Key of B \flat




Bass Clarinet

44. A flat Concert Scale




45. A flat Concert in Thirds



46. A flat Concert Scale Study



47. Chromatic Scale and Lip Slurs



48. Chromatic Scale in Contrary Motion



Bass Clarinet

49. Perfect Authentic Cadence in A flat Concert

50. F Minor Concert Scale (Harmonic)

Note:

F Minor is the *relative* minor of A \flat Major. They share the same key signature.

51. Perfect Authentic Cadence in F Minor Concert

52. Expanding & Contracting Interval Slurs

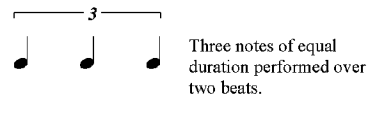
53. Arpeggios

Can you identify the function of these arpeggios?

Bass Clarinet

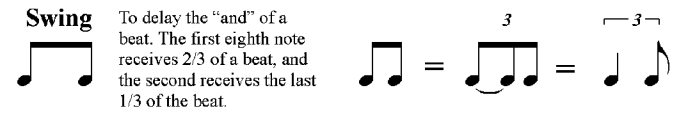
Quarter Note Triplets

Three notes of equal duration performed over two beats.



Swing


To delay the "and" of a beat. The first eighth note receives 2/3 of a beat, and the second receives the last 1/3 of the beat.



54. Rhythm Study



55. Triplet Mix



56. Rhythm Study



The grouping of the eighth notes implies an accent on the first note of each group.

57. Take Five

Swing

Clark (adapted)



58. American Patrol


Swing

Meacham (adapted)



Clarinet in B \flat

Key Signature
C Concert
Your Key of D



59. C Concert Scale



60. C Concert in Thirds

Swing

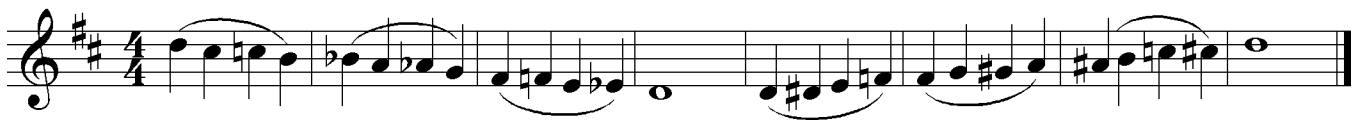


61. C Concert Scale Study


Swing



62. Chromatic Scale in Contrary Motion




63. Rhythm Study



Bass Clarinet

64. Perfect Authentic Cadence in C Concert




65. A Minor Concert Scale (Harmonic)



Note:

A Minor is the *relative* minor of C Major. They share the same key signature.

66. Perfect Authentic Cadence in A Minor Concert



67. Expanding & Contracting Interval Slurs



68. Arpeggios

Swing



Can you identify the function of these arpeggios?

Bass Clarinet

69. Rhythm Study

Allegro

Musical notation for exercise 69: Rhythm Study, Allegro. The piece is in 4/4 time with a key signature of one sharp (F#). It begins with a forte (*f*) dynamic. The melody consists of eighth and sixteenth notes, including some beamed sixteenth notes.

70. Articulation Study

Moderato

Musical notation for exercise 70: Articulation Study, Moderato. The piece is in 6/8 time with a key signature of two flats (Bb, Eb). It begins with a mezzo-piano (*mp*) dynamic. The melody features dotted eighth notes and quarter notes.

71. Theme from "Peer Gynt"

Grieg (adapted)

Moderato

Musical notation for exercise 71: Theme from "Peer Gynt", Moderato. The piece is in 4/4 time with a key signature of one sharp (F#). It begins with a mezzo-piano (*mp*) dynamic. The melody is characterized by dotted eighth notes and quarter notes, with some slurs and accents.

Continuation of the musical notation for exercise 71, showing the final measures of the piece.

72. Body Percussion

Clap!

Musical notation for exercise 72: Body Percussion. The piece is in 4/4 time. It begins with a forte (*f*) dynamic and includes instructions for "Clap!" and "Stomp!". The notation uses 'x' marks for claps and vertical lines for stomps.

73. Accidental Study

Musical notation for exercise 73: Accidental Study. The piece is in 4/4 time. It features a melody with various accidentals (sharps, flats, naturals) and rests, designed to help students learn to read and play different notes.

Bass Clarinet

Note:

This page is missing its key signatures. Try to determine what key these pieces are in by experimenting.

When you discover what the piece is, write in the key signature.

74. Ode to Joy

Allegro

Musical notation for Ode to Joy, Bass Clarinet part. The piece is in 4/4 time, marked **Allegro** and *mf*. The melody consists of a series of eighth notes: C4, D4, E4, F4, G4, A4, B4, C5, B4, A4, G4, F4, E4, D4, C4.

75. Yankee Doodle

Allegro

Musical notation for Yankee Doodle, Bass Clarinet part. The piece is in 2/4 time, marked **Allegro** and *f*. The melody consists of eighth notes: C4, D4, E4, F4, G4, A4, B4, C5, B4, A4, G4, F4, E4, D4, C4.

76. Can-Can

Musical notation for Can-Can, Bass Clarinet part. The piece is in 4/4 time, marked **f**. The melody consists of quarter notes: C4, D4, E4, F4, G4, A4, B4, C5, B4, A4, G4, F4, E4, D4, C4.

77. Lullaby

Moderato

Musical notation for Lullaby, Bass Clarinet part. The piece is in 3/4 time, marked *mp*. The melody consists of quarter notes: C4, D4, E4, F4, G4, A4, B4, C5, B4, A4, G4, F4, E4, D4, C4.

Musical notation for Lullaby continuation, Bass Clarinet part. The melody consists of quarter notes: C4, D4, E4, F4, G4, A4, B4, C5, B4, A4, G4, F4, E4, D4, C4.

78. America

Musical notation for America, Bass Clarinet part. The piece is in 4/4 time, marked **f**. The melody consists of quarter notes: C4, D4, E4, F4, G4, A4, B4, C5, B4, A4, G4, F4, E4, D4, C4.

Note:

This page is missing its meter signatures. Try to determine what meter these pieces are in.

When you discover what meter the piece is, write in the meter signature.

Bass Clarinet

79. Space Theme

Allegro

Musical notation for 'Space Theme' in treble clef with a key signature of one sharp (F#). The piece is marked 'Allegro' and 'f'. It features a melody with three triplet markings above the staff.

80. Favorite Things

Moderato

Musical notation for 'Favorite Things' in treble clef with a key signature of one sharp (F#). The piece is marked 'Moderato' and 'mp'. It consists of two staves of music, both featuring a melody with eighth-note patterns.

81. Everything's Alright

Vivace

Musical notation for 'Everything's Alright' in treble clef with a key signature of one sharp (F#). The piece is marked 'Vivace'. It features a melody with eighth-note patterns and a final measure with a fermata.

82. More Can-Can

Vivace

Musical notation for 'More Can-Can' in treble clef with a key signature of one flat (Bb). The piece is marked 'Vivace' and 'f'. It features a melody with eighth-note patterns and includes first and second endings.

83. Scarborough Fair

Allegro

Musical notation for 'Scarborough Fair' in treble clef with a key signature of one flat (Bb). The piece is marked 'Allegro' and 'mp'. It consists of two staves of music, both featuring a melody with eighth-note patterns.

Bass Clarinet

John Phillip Sousa
(adapted)

84. Stars & Stripes Forever

1 *f* 2 3

4 5 6 7

8 9 10 11

12 13 14 15

16 17 18 19

20 21 22 23

24 25 26 27

28 29 30 31 32

Bass Clarinet

12 Major Scales and Arpeggios

Concert Key

The image displays a musical score for Bass Clarinet, consisting of 12 staves, each representing a different major scale and its corresponding arpeggio. The scales are arranged in the following order from top to bottom: C, F, B \flat , E \flat , A \flat , D \flat , G \flat , B, E, A, D, and G. Each staff begins with a treble clef, a common time signature (C), and a key signature. The scales are written in a stepwise fashion, and the arpeggios are written in a broken chord pattern. The notation includes stems, beams, and notes, with a double bar line at the end of each staff.

Bass Clarinet

12 Harmonic Minor Scales and Arpeggios

Concert Key

The image displays a musical score for Bass Clarinet, titled "12 Harmonic Minor Scales and Arpeggios". The score is written in concert key and common time (C). It consists of 12 staves, each representing a different harmonic minor scale. The scales are labeled with their respective concert keys: a, d, g, c, f, b \flat , e \flat , g \sharp , c \sharp , f \sharp , b, and e. Each staff begins with a treble clef and a common time signature. The scales are presented in two parts: the first part shows the ascending scale, and the second part shows the descending scale. The notes are written in a clear, legible font, and the overall layout is clean and professional.

Bass Clarinet

Rhythm Challenge

Go as far as you can without stopping, then work on problem rhythms.

1 2 3 4

5 6 7 8

9 10 11 12

13 14 15 16

17 18 19 20

21 22 23 24

25 26 27 28

29 30 31 32

The exercises are numbered 1 through 32. Exercises 1-28 are in common time (C). Exercises 29-32 are in 3/4 time. The exercises include various rhythmic patterns such as quarter notes, eighth notes, and rests.

Bass Clarinet

Rhythm Challenge

33 34 35 36

3/4

37 38 39 40

C

41 42 43 44

C

45 46 47 48

C

49 50 51 52

C

53 54 55 56

2/4

57 58 59 60

2/4

61 62 63 64

6/8

Bass Clarinet

Rhythm Challenge

65 66 67 68

69 70 71 72

73 74 75 76

77 78 79 80

81 82 83 84

85 86 87 88

89 90 91 92

93 94 95 96