

Alto Saxophone

BandFolio

Band Method

Book 2

To the student:

Congratulations on completing beginning band! I am sure that you learned a great deal about music and your instrument. Now it is time to build on that knowledge, and take your musicianship to the next level. You will have many more performance opportunities, and you will find greater musical challenges in the year ahead.

The key to continued success in band is practice. Your band director will recommend how much time you should practice each day. Keep these tips in mind during each practice session:

- Warm up. your band director will recommend a procedure for preparing your body and your instrument to play.
- Set a goal for each practice session.
- Practice the hard sections first, and break them down into smaller parts. Then put the parts together.
- Play something fun at the end of each practice session.
- Practice every day.

Continue working with your band director and your classmates, and you will begin to see and hear big improvements in the quality of your band. Good luck, and have fun!



Jim Evans

bandfolio.com





















































Music Education Resources

© 2001 Jim Evans
BandFolio.com








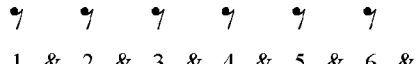

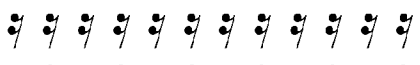


































Reference Page

Alto Saxophone

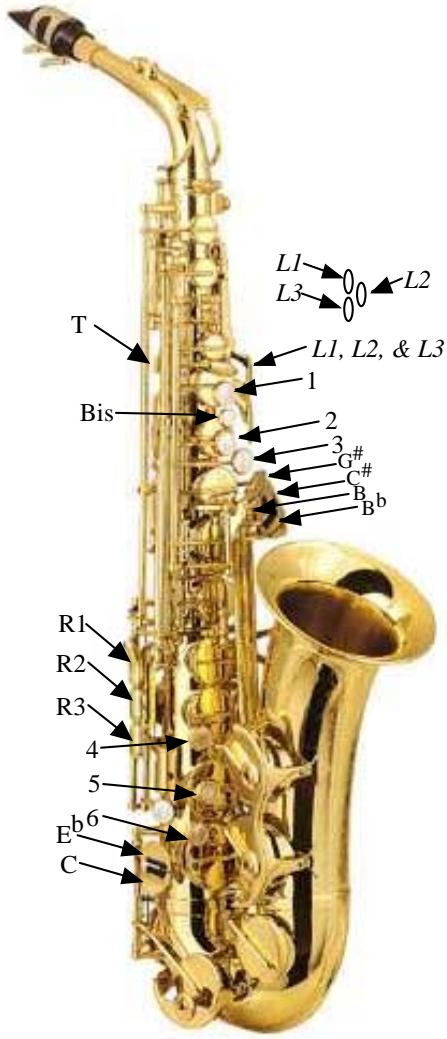
Relative Values of Notes and Rests in $\frac{4}{4}$ Meter Signature

<i>Notes</i>		<i>Rests</i>
 1 e & a 2 e & a 3 e & a 4 e & a	Whole	 1 e & a 2 e & a 3 e & a 4 e & a
  1 e & a 2 e & a 3 e & a 4 e & a	Half	  1 e & a 2 e & a 3 e & a 4 e & a
    1 e & a 2 e & a 3 e & a 4 e & a	Quarter	    1 e & a 2 e & a 3 e & a 4 e & a
        1 e & a 2 e & a 3 e & a 4 e & a	Eighth	        1 e & a 2 e & a 3 e & a 4 e & a
          1 e & a 2 e & a 3 e & a 4 e & a	Sixteenth	            1 e & a 2 e & a 3 e & a 4 e & a

Relative Values of Notes and Rests in $\frac{6}{8}$ Meter Signature

<i>Notes</i>		<i>Rests</i>
 1 & 2 & 3 & 4 & 5 & 6 &	Dotted Half	 1 & 2 & 3 & 4 & 5 & 6 &
  1 & 2 & 3 & 4 & 5 & 6 &	Dotted Quarter	  1 & 2 & 3 & 4 & 5 & 6 &
   1 & 2 & 3 & 4 & 5 & 6 &	Quarter	   1 & 2 & 3 & 4 & 5 & 6 &
      1 & 2 & 3 & 4 & 5 & 6 &	Eighth	      1 & 2 & 3 & 4 & 5 & 6 &
          1 & 2 & 3 & 4 & 5 & 6 &	Sixteenth	          1 & 2 & 3 & 4 & 5 & 6 &

Alto Saxophone



Fingering Chart

* denotes alternate fingering

First system of the fingering chart showing notes A#, Bb, B, C, C#, Db, D, D#, Eb. Fingerings are listed below each note, including alternate fingerings for Bb, C, and Eb.

Second system of the fingering chart showing notes E, F, F#, Gb, G, G#, Ab, A. Fingerings are listed below each note.

Third system of the fingering chart showing notes A#, Bb, B, C, C#, Db, D, D#, Eb. Fingerings include alternate fingerings for Bb, C, and Eb, and trill fingerings (T 1) for D and D#.

Fourth system of the fingering chart showing notes E, F, F#, Gb, G, G#, Ab, A, A#, Bb. Fingerings include trill fingerings (T 1) and alternate fingerings for F# and Bb.

Fifth system of the fingering chart showing notes B, C, C#, Db, D, D#, Eb, E, F. Fingerings include trill fingerings (T) and alternate fingerings for C, D, Eb, and F.

Alto Saxophone


1. B Flat Concert Scale



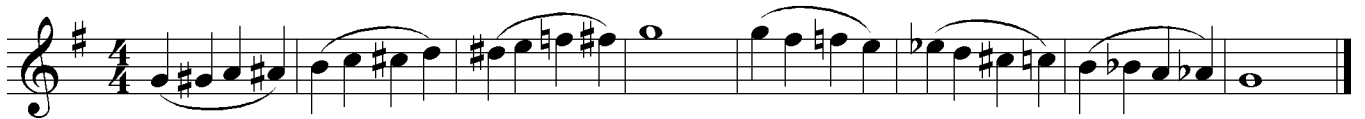
2. B Flat Concert in Thirds



3. B Flat Concert Scale Study



4. Chromatic Scale and Lip Slurs



5. Chromatic Scale in Contrary Motion



Alto Saxophone

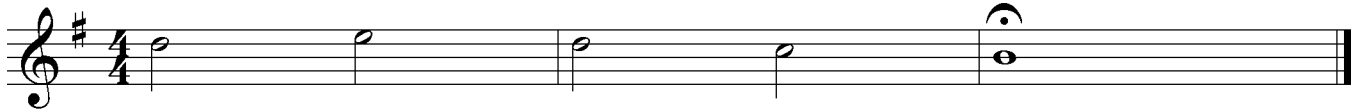
Interval

The distance between two notes on a staff.

You can figure out an interval by counting the lines and spaces from the first note to the second note.

Be sure to count from the location of the first note.

6. Perfect Authentic Cadence in B Flat Concert



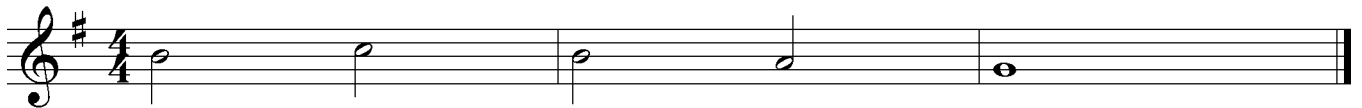
7. G Minor Concert Scale (Harmonic)



Note:

G Minor is the *relative* minor of Bb Major. They share the same key signature.

8. Perfect Authentic Cadence in G Minor Concert



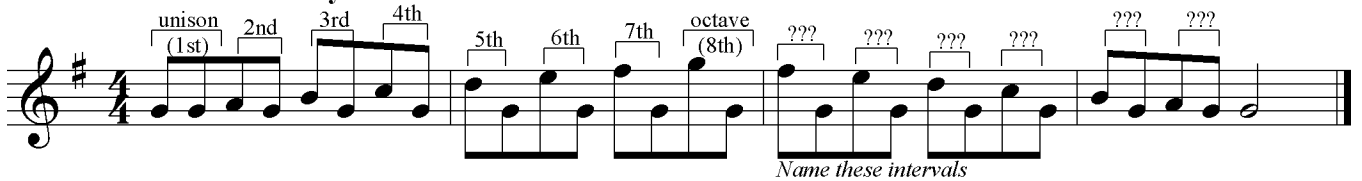
9. Expanding Interval Slurs



10. Arpeggios (I-IV-V-I)



11. Interval Study




Name these intervals

Alto Saxophone

12. E Flat Concert Scale




13. E Flat Concert in Thirds




14. E Flat Concert Scale Study



15. Chromatic Scale and Lip Slurs

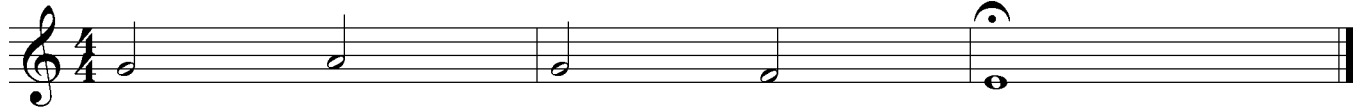


16. Chromatic Scale in Contrary Motion




Alto Saxophone

17. Perfect Authentic Cadence in E Flat Concert



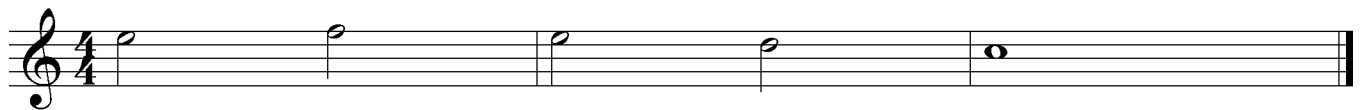
18. C Minor Concert Scale (Harmonic) **check fingering chart*



Note:

C Minor is the *relative* minor of Eb Major. They share the same key signature.

19. Perfect Authentic Cadence in C Minor Concert




20. Contracting Interval Slurs



21. Arpeggios (I-IV-V-I)



22. Interval Study



Start slowly, then speed it up

Alto Saxophone

Key Signature
F Concert
Your Key of D



Review

Compound Meter

a meter in which the beats are divided into three parts.

23. F Concert Scale




24. F Concert in Thirds



25. F Concert Scale Study



26. Chromatic Scale and Lip Slurs

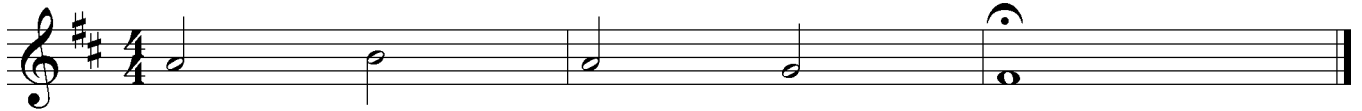


27. Chromatic Scale in Contrary Motion



Alto Saxophone

28. Perfect Authentic Cadence in F Concert



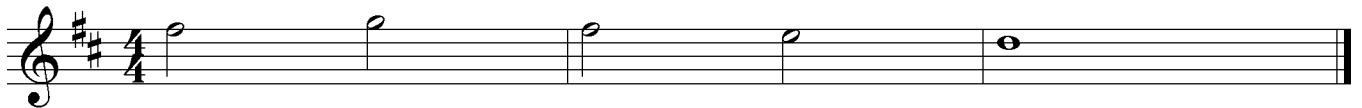
29. D Minor Concert Scale (Harmonic) **check fingering chart*



Note:

D Minor is the *relative* minor of F Major. They share the same key signature.


30. Perfect Authentic Cadence in D Minor Concert



31. Expanding & Contracting Interval Slurs



32. Arpeggios (I-iv-ii7-V7-I)



33. Interval Study



Simile:
In a similar style

Alto Saxophone

34. Rhythm Study



35. Syncopation Study



36. Articulation Study



37. Another Articulation Study

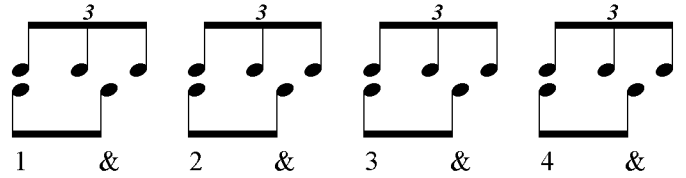




Triplets
A temporary division of the
beat into three parts.

1 trip - let 2 trip - let 3 trip - let 4 trip - let


Alto Saxophone



38. Compound Meter



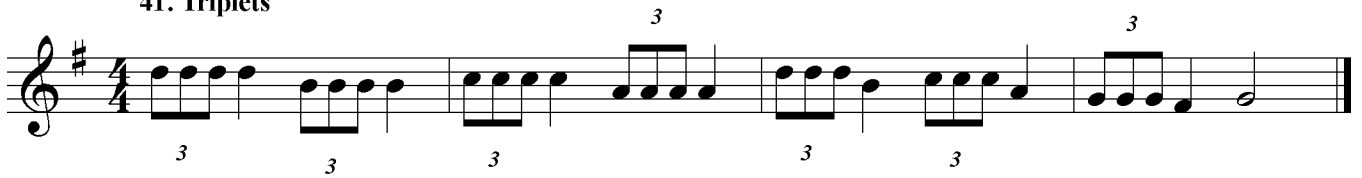
39. More Compound Meter



40. A New Meter Signature



41. Triplets



42. Triplet Mix



43. Notes and Rests



Key Signature
A \flat Concert
Your Key of F



Alto Saxophone

44. A flat Concert Scale




45. A flat Concert in Thirds



46. A flat Concert Scale Study



47. Chromatic Scale and Lip Slurs

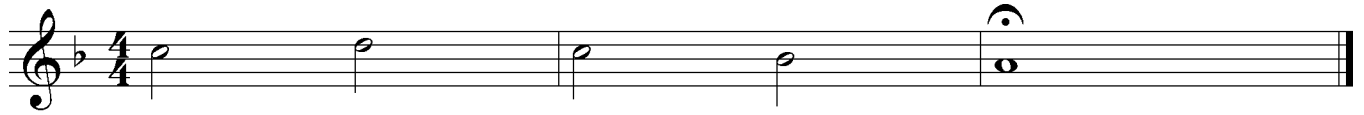


48. Chromatic Scale in Contrary Motion



Alto Saxophone

49. Perfect Authentic Cadence in A flat Concert



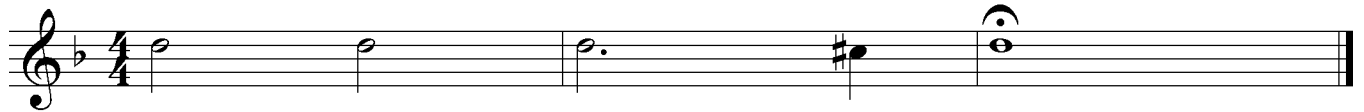
50. F Minor Concert Scale (Harmonic)



Note:

F Minor is the *relative* minor of Ab Major. They share the same key signature.

51. Perfect Authentic Cadence in F Minor Concert



52. Expanding & Contracting Interval Slurs



53. Arpeggios

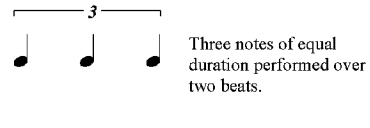


Can you identify the function of these arpeggios?

Alto Saxophone

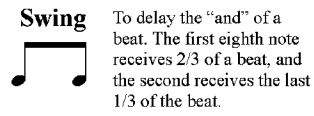
Quarter Note Triplets

Three notes of equal duration performed over two beats.



Swing


To delay the "and" of a beat. The first eighth note receives 2/3 of a beat, and the second receives the last 1/3 of the beat.



54. Rhythm Study



55. Triplet Mix



56. Rhythm Study



The grouping of the eighth notes implies an accent on the first note of each group.

57. Take Five

Swing

Clark (adapted)



58. American Patrol

Swing

Meacham (adapted)



Alto Saxophone

Key Signature
C Concert
Your Key of A



59. C Concert Scale



60. C Concert in Thirds

Swing




61. C Concert Scale Study

Swing



62. Chromatic Scale in Contrary Motion

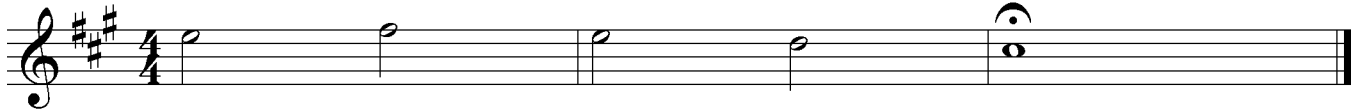


63. Rhythm Study



Alto Saxophone

64. Perfect Authentic Cadence in C Concert



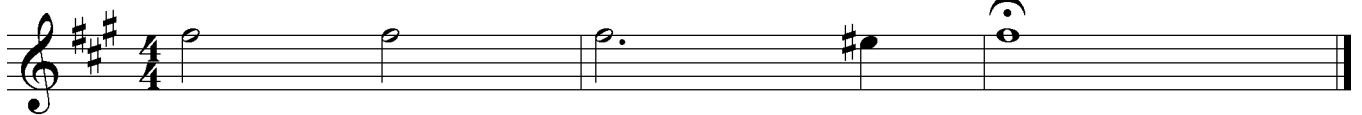
65. A Minor Concert Scale (Harmonic)



Note:

A Minor is the *relative* minor of C Major. They share the same key signature.

66. Perfect Authentic Cadence in A Minor Concert



67. Expanding & Contracting Interval Slurs



68. Arpeggios

Swing



Can you identify the function of these arpeggios?

Alto Saxophone

69. Rhythm Study

Allegro

f

70. Articulation Study

Moderato

mp

71. Theme from "Peer Gynt"

Moderato

Grieg (adapted)

mp

72. Body Percussion

Clap!

f Stomp!

73. Accidental Study

Alto Saxophone

Note:

This page is missing its key signatures. Try to determine what key these pieces are in by experimenting. When you discover what key the piece is in, write in the key signature.

74. Ode to Joy

Allegro

Musical notation for 'Ode to Joy' in 4/4 time, starting with a dynamic marking of *mf*. The melody consists of quarter notes: C4, D4, E4, F4, G4, A4, B4, A4, G4, F4, E4, D4, C4.

75. Yankee Doodle

Allegro

Musical notation for 'Yankee Doodle' in 2/4 time, starting with a dynamic marking of *f*. The melody consists of eighth notes: C4, D4, E4, F4, G4, A4, B4, A4, G4, F4, E4, D4, C4.

76. Can-Can

Musical notation for 'Can-Can' in 4/4 time, starting with a dynamic marking of *f*. The melody consists of quarter notes with accents: C4, D4, E4, F4, G4, A4, B4, A4, G4, F4, E4, D4, C4.

77. Lullaby

Moderato

Musical notation for 'Lullaby' in 3/4 time, starting with a dynamic marking of *mp*. The melody consists of quarter notes: C4, D4, E4, F4, G4, A4, B4, A4, G4, F4, E4, D4, C4.

Continuation of the 'Lullaby' melody from the previous block, consisting of quarter notes: C4, D4, E4, F4, G4, A4, B4, A4, G4, F4, E4, D4, C4.

78. America

Musical notation for 'America' in 4/4 time, starting with a dynamic marking of *f*. The melody consists of quarter notes: C4, D4, E4, F4, G4, A4, B4, A4, G4, F4, E4, D4, C4.

Note:

This page is missing its meter signatures. Try to determine what meter these pieces are in.

When you discover what meter the piece is, write in the meter signature.

Baritone Saxophone

79. Space Theme
Allegro

Musical notation for 'Space Theme' in treble clef with a key signature of one sharp (F#). The piece is marked *f* (forte). The melody consists of quarter notes and eighth notes, with three triplet markings (indicated by a '3' below the notes) over eighth notes.

80. Favorite Things
Moderato

Musical notation for 'Favorite Things' in treble clef with a key signature of two sharps (F# and C#). The piece is marked *mp* (mezzo-piano). The melody features eighth and sixteenth notes with various articulations.

Continuation of the musical notation for 'Favorite Things', showing eighth and sixteenth notes with slurs and accents.

81. Everything's Alright
Vivace

Musical notation for 'Everything's Alright' in treble clef with a key signature of two sharps (F# and C#). The piece is marked *Vivace*. The melody is characterized by eighth and sixteenth notes with slurs and accents.

82. More Can-Can
Vivace

Musical notation for 'More Can-Can' in treble clef with a key signature of one sharp (F#). The piece is marked *f* (forte). The melody is a rhythmic eighth-note pattern with first and second endings indicated by '1' and '2' above the notes.

83. Scarborough Fair
Allegro

Musical notation for 'Scarborough Fair' in treble clef with a key signature of one sharp (F#). The piece is marked *mp* (mezzo-piano). The melody consists of quarter and eighth notes with slurs and accents.

Continuation of the musical notation for 'Scarborough Fair', showing quarter and eighth notes with slurs and accents.

Alto Saxophone

John Phillip Sousa
(adapted)

84. Stars & Stripes Forever

The musical score is written for Alto Saxophone in treble clef with a common time signature (C). It begins with a dynamic marking of *f* (forte). The piece consists of 32 measures, with each measure numbered below the staff. The notation includes various note values (quarter, eighth, and half notes), rests, and slurs. The key signature has one sharp (F#), indicating the key of D major. The score concludes with a double bar line and a fermata over the final note.

Alto Saxophone

12 Major Scales and Arpeggios

Concert Key

C Musical notation for the C major scale and arpeggio in concert key. The scale is written in treble clef with a key signature of two sharps (F# and C#) and a common time signature. The arpeggio is written in treble clef with a key signature of two sharps and a common time signature.

F Musical notation for the F major scale and arpeggio in concert key. The scale is written in treble clef with a key signature of one sharp (F#) and a common time signature. The arpeggio is written in treble clef with a key signature of one sharp and a common time signature.

B \flat Musical notation for the B-flat major scale and arpeggio in concert key. The scale is written in treble clef with a key signature of one flat (Bb) and a common time signature. The arpeggio is written in treble clef with a key signature of one flat and a common time signature.

E \flat Musical notation for the E-flat major scale and arpeggio in concert key. The scale is written in treble clef with a key signature of two flats (Bb and Eb) and a common time signature. The arpeggio is written in treble clef with a key signature of two flats and a common time signature.

A \flat Musical notation for the A-flat major scale and arpeggio in concert key. The scale is written in treble clef with a key signature of three flats (Bb, Eb, and Ab) and a common time signature. The arpeggio is written in treble clef with a key signature of three flats and a common time signature.

D \flat Musical notation for the D-flat major scale and arpeggio in concert key. The scale is written in treble clef with a key signature of two flats (Bb and Eb) and a common time signature. The arpeggio is written in treble clef with a key signature of two flats and a common time signature.

G \flat Musical notation for the G-flat major scale and arpeggio in concert key. The scale is written in treble clef with a key signature of three flats (Bb, Eb, and Ab) and a common time signature. The arpeggio is written in treble clef with a key signature of three flats and a common time signature.

B Musical notation for the B major scale and arpeggio in concert key. The scale is written in treble clef with a key signature of two sharps (F# and C#) and a common time signature. The arpeggio is written in treble clef with a key signature of two sharps and a common time signature.

E Musical notation for the E major scale and arpeggio in concert key. The scale is written in treble clef with a key signature of three sharps (F#, C#, and G#) and a common time signature. The arpeggio is written in treble clef with a key signature of three sharps and a common time signature.

A Musical notation for the A major scale and arpeggio in concert key. The scale is written in treble clef with a key signature of three sharps (F#, C#, and G#) and a common time signature. The arpeggio is written in treble clef with a key signature of three sharps and a common time signature.

D Musical notation for the D major scale and arpeggio in concert key. The scale is written in treble clef with a key signature of two sharps (F# and C#) and a common time signature. The arpeggio is written in treble clef with a key signature of two sharps and a common time signature.

G Musical notation for the G major scale and arpeggio in concert key. The scale is written in treble clef with a key signature of one sharp (F#) and a common time signature. The arpeggio is written in treble clef with a key signature of one sharp and a common time signature.

Alto Saxophone

12 Harmonic Minor Scales and Arpeggios

Concert Key

The image displays 12 musical staves, each representing a different harmonic minor scale. Each staff is divided into two parts: a melodic line and an arpeggiated accompaniment. The scales are labeled as follows:

- a**: A major (concert key)
- d**: D major (concert key)
- g**: G major (concert key)
- c**: C major (concert key)
- f**: F major (concert key)
- b \flat** : B-flat major (concert key)
- e \flat** : E-flat major (concert key)
- g \sharp** : G-sharp major (concert key)
- c \sharp** : C-sharp major (concert key)
- f \sharp** : F-sharp major (concert key)
- b**: B major (concert key)
- e**: E major (concert key)

Alto Saxophone

Rhythm Challenge

Go as far as you can without stopping, then work on problem rhythms.

1 2 3 4

5 6 7 8

9 10 11 12

13 14 15 16

17 18 19 20

21 22 23 24

25 26 27 28

29 30 31 32

Alto Saxophone

Rhythm Challenge

33 34 35 36

3/4

37 38 39 40

C

41 42 43 44

C

45 46 47 48

C

49 50 51 52

C

53 54 55 56

2/4

57 58 59 60

2/4

61 62 63 64

6/8

Alto Saxophone

Rhythm Challenge

65 66 67 68

69 70 71 72

73 74 75 76

77 78 79 80

81 82 83 84

85 86 87 88

89 90 91 92

93 94 95 96